



PRODUCTS GUIDE

V18.5

LED VIDEO

INTELLIGENT LIGHTING

ARCHITAINMENT

THEATRICAL

BROADCAST

DMX SOLUTIONS

ACCESSORIES

ANTARI

CREATE THE VISION | DELIVER THE EXPERIENCE



www.ElationLighting.com

© 2017 ELATION PROFESSIONAL



ELATION PROFESSIONAL is one of the world's leading visual solutions providers. As we continue to raise our profile in the professional lighting industry worldwide, Elation products are increasingly being specified by lighting designers across the globe.

Founded in 1992, Elation is headquartered in Los Angeles with European operations based in The Netherlands. Years of consistent growth, an expanding portfolio of award-winning products, and a growing base of loyal customers has driven Elation growth and elevated the company to one of the key players in entertainment lighting.

Our growing reputation for innovative products is raising eyebrows across the industry. Elation is breaking new ground in hybrid performance with patent-pending optical systems while continuing to set new efficiency and performance standards in Platinum lamp and LED technology.

This focus on energy efficiency has resulted in a product line that consumes less energy with a greater price-value ratio and optimal ROI. Combine that with our reputation for affordability and a hard-earned reputation for providing Total Support - our peace-of-mind guarantee before, during and after the sale - and you've got the Elation advantage.

We're a dedicated team of lighting enthusiasts committed to helping lighting professionals, create the vision!
We invite you to take a closer look.



TABLE OF CONTENTS

LED VIDEO

- 6 EPT6IP
- 7 EVHD Series
- 8 MCTRL4K
- NovaPro HD
- VX4S
- 9 EPT VSC
- EPV DVI 4
- DMX-USB Pro
- 10 Media Master Express
- Media Master Pro
- 11 LED Master
- Kling Force LED
- Kling Force DMX
- 12 Stage Server Express
- Stage Server Pro
- Studio Server
- Stadium Server
- 4K Server

INTELLIGENT LIGHTING

- 14 Proteus Beam
- 15 Proteus Hybrid
- Proteus Hybrid WMG
- 16 Emotion
- 18 Sniper Pro
- 19 Platinum Beam 5R Extreme
- 20 Platinum HFX
- 21 Platinum FLX
- 22 Dartz 360
- 23 E Spot III
- 24 Platinum Spot LED II
- 25 Platinum Spot III
- 26 Artiste DaVinci
- Artiste DaVinci WH
- 27 Artiste Dali
- 28 Artiste Picasso
- 29 Satura Profile
- 30 Rayzor 360Z
- 31 Fuze Wash Z120
- 32 Fuze Wash 575
- 33 Fuze Wash Z350
- 34 Product Matrix
- 36 Platinum Seven
- 37 Platinum 1200 Wash
- 38 ZCL 360i
- 39 ZCL 360 Bar
- 40 ACL 360i
- 41 ACL 360 Bar
- 42 ACL 360 Roller
- ACL 360 Matrix

ARCHITAINMENT

- 44 Six Par Series
- 45 Six Par IP Series
- 46 Six Bar 500
- Six Bar 1000
- Six Bar 1000 IP
- 47 Six Par Z19 IP
- 48 DW Par Z19 IP
- 49 DTW Par 300
- DTW Bar 1000
- 50 DTW Blinder 350 IP
- DTW Blinder 700 IP
- 51 CuePix Blinder WW2
- CuePix Blinder WW4
- 52 ACL Curtain
- ACL Bar
- ACL Par 200
- 53 CuePix Panel
- CuePix Batten
- 54 Fuze Par Z175
- 55 Fuze Par Z60 IP
- Fuze Par Z120 IP
- 56 Arena Zoom Q7 IP
- Arena Par Zoom
- 57 Chorus Line 8
- Chorus Line 16
- 58 Colour Chorus Series
- 59 DW Chorus Series
- 60 ZCL Bar Z300 IP
- 61 Paladin
- 62 Protron 3K
- 63 Protron 3K Color
- 64 Elar Q1
- Elar Q1 PSU
- 65 Volt Q5E-6PK
- 66 Pixel Bar Series
- Pixel Net 4
- 67 Pixel Bar IP Series
- 68 Elar Driver 1 Pro
- Elar Driver-8-12V
- Flex Pixel Driver 1
- 69 Flex RGB Tape / WP
- Flex Pixel WP / WP-14
- EZ Kling
- 70 DiGidot

THEATRICAL

- 72 Pro FS 15R Followspot
- 73 DW Profile
- DW Fresnel
- 74 WW Profile HP IP

- CW Profile HP IP
- 75 WW Profile HP
- CW Profile HP
- 76 Colour 5 Profile
- 77 Colour Pendant
- DW Pendant
- 78 TVL CYC RGBW

BROADCAST

- 80 TVL 1000 II
- TVL 2000 II
- TVL 4000 II
- 81 TVL Softlight DW
- TVL Panel DW
- 82 KL Fresnel Series

DMX SOLUTIONS

- 84 Capture Nexum Series
- 85 Compu Show
- 86 Emulation
- 87 Emulation Pro
- 88 MidiCon 2
- 89 MidiCon Pro
- 90 ART IO
- ART500
- ART SSC 2
- 91 Emulation Touch Series
- 92 SDC-12
- RDMX6S
- DMX Branch 4
- 93 Opto Branch 6 RJ45
- Opto Branch 4 / 8
- DR-Pro Rack
- 94 Show Designer 1
- Show Designer 2CF
- Stage Setter 24
- 95 Uni Bar
- Cyber Pak
- DP-640B
- 96 eNode 4
- eNode 8 Pro
- eNode2 POE
- 97 EWDMX System
- EWDMX IP
- E-Fly

ACCESSORIES

- 99 Clamps / Safeties
- 100 DMX / Power Cables
- 101 Road Cases

- 102 Lamps

ANTARI

- 106 UV Spot 670
- UV Wash 2000
- UV Wash 2000 IP
- 107 DarkFX Strip 510
- DarkFX Spot 510IP
- DarkFX Drive 4
- 108 F-7 Smaze
- 109 Z-350
- F-1
- Z380
- 110 F-4 Fazer
- 111 IP-1500
- 112 HZ-350
- HZ-400
- HZ-500
- 113 HZ-1000
- 114 M-4
- 115 M-7
- 116 M-8
- M-10
- 117 WIFI-800
- M-1
- LCU-1S
- 118 W-510
- W-515D
- 119 W-715X
- 120 Z-800 II
- Z-1000 II
- Z-1020
- 121 Z-1200 II
- Z-1500 II
- Z-3000 II
- 122 Z-1520 RGB
- 123 FT-50
- FT-100
- FT-200
- 124 S-500
- S-500 XL
- 125 S-100X
- S-200X
- SW-250
- 126 AF Series
- 127 Bubble Series
- 128 ICE 101
- 129 DNG 200
- 130 Remotes
- 131 Accessories

Elation Professional

World Headquarters
6122 S. Eastern Avenue
Los Angeles, CA 90040,
USA

Toll Free:
(866) 245-6726
Phone: (323) 582-3322
Fax: (323) 832-9142

Technical Information @:
support@elationlighting.com

Ordering Information @:
sales@elationlighting.com

Business Hours:
8:00am to 5:00pm PST

European Office
Elation Professional B.V.
Junostraat 2
6468 EW Kerkrade
The Netherlands

Toll Free:
Phone: +31 45 546 85 66
Fax: +31 45 546 85 96

Technical Information @:
info@elationlighting.eu

Business Hours:
8:00 am to 17:30 pm CET



World Headquarters,
Los Angeles, USA




European Office,
Kerkrade, The Netherlands



Mexico Office,
Lerma, MX

TAKE A CLOSER LOOK

Visit our state-of-the-art factory showrooms in either Los Angeles, Miami or Mexico to experience the new choreographed light show programmed by our very own ELATION team. See all of the NEW Products up close in our newly redesigned showroom. Be sure to also check out our complete line of LED Theatrical, TV and Broadcast lighting and Video-Pixel Display products in our dedicated demo area. Come see how Elation can help you Create the Vision, Deliver the Experience. For further details visit www.elationlighting.com or make an appointment by calling 1-323-213-4524. We look forward to seeing you soon!



ELATION
PROFESSIONAL



KISS 103

LED VIDEO



EPT61P

EPT6IP

CODE: 1239100255 | SKU: EPT600

The new EPT6IP™ is a 6mm pixel pitch modular outdoor rated Pro Touring LED display. It's light weight durable die-cast aluminum frame and (4) piece modular design, allows for easy installation and service. EPT6IP™ uses the latest dot correction technology which provides full color uniformity and brightness. The EPT6IP™ is ideal for outdoor pro touring portable installations.


- 6.67MM PIXEL PITCH
- IP65 PRO TOURING LED VIDEO PANEL
- 640 X 640MM PANEL SIZE
- MODULAR DESIGN FOR EASY AND FAST SERVICE
- 5000 NITS
- 1920 REFRESH RATE

SPECIFICATIONS

Pixel Pitch: 6.67mm
 Physical Density: 22,500(dots/m²)
 LED Configuration: 1R1G1B
 LED Type: SMD2828
 Module Size: 320x320mm
 Module resolution: 48x48
 Drive Model: MBI5151
 Scanning Mode: 1/6
 Horizontal and Vertical View angle: 120°
 Brightness: 5000cd/m²
 Gray Scale: 14bit
 Refresh rate: 1920Hz
 Cabinet Resolution: 96x96
 Cabinet Max Power Consumption: 252W
 Cabinet Average Power Consumption: 101W
 Cabinet Size: 640x640mm
 Cabinet Weight: 38.6 lbs. (17.5kg)
 Cabinet Material: Aluminum
 Input Voltage: AC110V 220V+/-10%, 50/60Hz
 Life Span: 100,000 Hour
 Protection Level: IP65
 Calibration Module


APPROVALS / RATINGS

cETLus
 IP65



EPT612
Single Panel Rigging Bar

MED002
ZEUS Media Server



EVHD SERIES

SKU: 1239100277 | EVHD2 CODE: 1239100275 | SKU: EVHD3 CODE: 1239100276 | SKU: EVHD5

The EVHD2™ / EVHD3™ / EVHD5™ is a 2mm / 3mm / 5mm pixel pitch black face LED display. It's light weight durable die-cast aluminum frame and modular front maintenance design, allows for easy installation and service. Features include a seamless bezel-free design, no fan metal cooling structure, pixel by pixel calibration for optimized color rendering, uniformity and brightness, an ultra-wide viewing angle, and lockable curve adjustments for smooth convex or concave designs providing easy solutions for creative high-resolution video designs. The EVHD™ series is ideal for any broadcast installations.

- COMPLETELY SERVICEABLE FROM BOTH FRONT AND BACK SIDES
- 14-BIT GRAYSCALE AT 3840HZ - PERFECT FOR BROADCAST APPLICATIONS
- 1/2 PANEL OFFSET MOUNTING (HORIZONTAL) WITH CONVEX AND CONCAVE CURVES FOR GREATER CREATIVE APPLICATIONS
- PIXEL BY PIXEL COLOR CALIBRATION TO PROVIDE MAXIMUM EVENNESS ACROSS THE DISPLAY
- 100% SERVICEABLE FROM FRONT OR BACKSIDES

FEATURES

Module Size: 250x250mm
 Drive Mode: Constant Current Drive
 Horizontal and Vertical View angle:
 H:140° | V:120°
 Cabinet Size: 500x500mm
 Cabinet Weight: ≤20 lbs. (9.0 kg)
 Cabinet Material: Magnesium Alloy
 Gray Scale: 14bit
 Input Voltage:
 AC: 110V~220V, 50/60Hz
 Protection Level: IP20
 Life Span: ≥50,000 Hours

Total Panel Resolution: 176x176
 Drive Mode: Constant Current Drive
 Scan Way: 1/22
 Cabinet Resolution: 176x176 Pixels
 Max Power Consumption: 165W

EVHD3

Pixel Pitch: 3.9mm
 Physical Density: 65,536 (dots/m2)
 Brightness: 1000-1200 (cd/m2) (after calibration)
 LED Size: SMD 2121
 Module Resolution: 64x64
 Total Panel Resolution: 128x128
 Scan Way: 1/16
 Cabinet Resolution: 128x128 Pixels
 Max Power Consumption: 125W

EVHD5



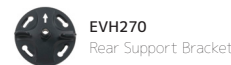
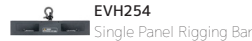

Pixel Pitch: 5.9mm
 Physical Density: 28,224 (dots/m2)
 Brightness: 1000-1200 (cd/m2) (after calibration)
 Refresh Rate: 1920-3840Hz
 LED Size: SMD 2121
 Module Resolution: 42x42
 Total Panel Resolution: 84x84
 Scan Way: 1/14
 Cabinet Resolution: 84x84 Pixels
 Max Power Consumption: 120W

APPROVALS / RATINGS

cETLus | IP20

EVHD2 (Available on Special Order)

Pixel Pitch: 2.8mm
 Physical Density: 123,904 (dots/m2)
 Refresh Rate: ≥2800Hz
 LED Size: SMD 1515
 Module Resolution: 88x88
 Total Panel Resolution: 176x176
 Brightness: 700-1000 (cd/m2) (after calibration)
 Refresh Rate: ≥2800Hz
 LED Size: SMD 1515
 Module Resolution: 88x88



MCTRL4K

CODE: TBA | SKU: MCT999



- SUPPORTS 16-CHANNEL NEUTRIK GIGABIT ETHERNET OUTPUTS AND 4-CHANNEL OPTICAL FIBER OUTPUTS
- SUPPORTS TWO OPERATING MODES DURING DUAL-LINK DVI INPUT: MOSAIC AND MULTI-CARD
- NOVASTAR'S G4 ENGINE TO CREATE STABLE FLICKER-FREE PICTURES

FEATURES

Supports 16-channel Neutrik Gigabit Ethernet outputs and 4-channel optical fiber outputs & max loading capacity of a single unit up to 3840x2160@60Hz.

Innovative design to enable smart configuration which has greatly shortened the time for stage preparation.

NovaStar's G4 engine to create stable and flicker-free pictures without scanning lines, and bring smooth images with a good sense of layering.

Supports NovaStar's latest pixel-by-pixel calibration technology, the process of which is fast and efficient.

INPUTS

DP 1.2 DP 1.2 interface
HDMI 2.0 HDMI 2.0 interface
DUAL DVI-D1/D2 Dual-link DVI interface

OUTPUTS

16-channel Neutrik Gigabit Ethernet outputs
4-channel optical fiber outputs

SIZE / WEIGHT

Length: 482.6 mm
Width: 372 mm
Vertical Height: 89 mm
Weight: 4.6 kgs

ELECTRICAL / THERMAL

AC 100-240V~50/60HZ

APPROVALS / RATINGS

CE

NOVAPRO HD

CODE: 132300027 | SKU: NOV001



- NO COMPUTER OR EXTERNAL SCALER NEEDED (STANDARD RECTANGULAR LAYOUTS ONLY)
- UP TO 1080P @60HZ INPUT RESOLUTION
- 165MHZ PIXEL CLOCK / 4G-BIT OUTPUT BANDWIDTH
- MULTIPLE VIDEO SIGNAL FORMAT SUPPORT
- CASCADE MULTIPLE UNITS TOGETHER

FEATURES

No Computer or External Scaler Needed (standard rectangular layouts only)
Up to 1080p @60Hz Input Resolution
165Mhz Pixel Clock / 4G-Bit Output Bandwidth
Multiple Video Signal Format Support
Cascade Multiple Units Together
Rack Mountable Aluminum Enclosure (screws not included)

CONTROL / CONNECTIONS

(1) Input and (4) Output RJ45 EtherCon Ports
USB, 5pin DMX, and GenLock In/Out Ports
Audio Input: 1/8 inch connector

Video Input: DP / HDMI / VGA / DVI / CVBS / 3G-SDI
Locking IEC Power Input

SIZE / WEIGHT

Length: 19.0" (483mm)
Width: 15.3" (389mm)
Height: 3.5" (88.2mm)
Weight: 13.2 lbs. (6.0kg)

ELECTRICAL

AC 85-265V - 50/60Hz - 0.65A
Max Power Consumption: 30W

VX4S

SKU: VX4001



- USER FRIENDLY LED DISPLAY CONTROLLER
- POWERFUL FRONT END PROCESSOR
- UP TO 1920 X 1200 @ 60HZ INPUT RESOLUTION
- MULTIPLE VIDEO SIGNAL FORMAT SUPPORT
- NEW GENERATION POINT-BY-POINT CORRECTION TECH
- CASCADE MULTIPLE UNITS TOGETHER VIA USB

FEATURES

User Friendly LED Display Controller
Powerful Front End Processor
Up to 1920 x 1200 p @60Hz Input Resolution
Multiple Video Signal Format Support
New Generation Point-By-Point Correction Technology
Cascade Multiple Units Together Via USB
Rack Mountable Aluminum Enclosure (screws not included)

CONTROL / CONNECTIONS

(1) RJ45 LAN for IP Based Control
(4) RJ45 Outputs for up to 2.6 million Pixels of LED Control
(2) USB Type A and (2) USB Type

B Ports (1 set on each side)
(1) 1/8 inch (3.5mm) Audio Input
Video Input:
(1) DP / (1) HDMI / (2) VGA / (1) DVI / (2) CVBS / (1) SDI
Video Output: (1) DVI Loop / (1) DVI / (1) VGA / (1) SDI Loop
Locking IEC Power Input

SIZE / WEIGHT


Length: 19.0" (483mm)
Width: 10.8" (275mm)
Height: 1.8" (45mm)
Weight: 5.6 lbs. (2.55 kg)

ELECTRICAL

AC 100-240V - 50/60Hz - 0.65A
Max Power Consumption: 16W

EPT VSC

SKU: EPT435



- HDMI: EXTERNAL AUDIO INPUT / HDMI: DVI INPUT
- 12BIT / 10BIT / 8BIT HD VIDEO SOURCE
- SUPPORTED RESOLUTIONS: 2048x1152, 1920x1200, 2560x960
- SUPPORTS CASCADING
- 18BIT GRAY SCALE PROCESSING

FEATURES

HDMI/DVI input
 HDMI/external audio input
 12bit/10bit/8bit HD video source
 Supported Resolutions: 2048x1152, 1920x1200, 2560x960
 Supports Cascading
 18bit gray scale processing
 Video format: RGB, YCrCb4: 2:2, YCrCb4:4:4
 Standard 1U housing
 Front Panel Controls: On / Off switch
 Rear Panel Connections: AC input, 4x LAN output, USB, audio input, Light Sensor input, Cascade Input & Output, DVI input, HDMI input.
 Command Communication: USB
 Mounting: Free standing on rubber feet or 19" rack mount

1 light sensor input
 (Light sensor sold separately)

SIZE / WEIGHT

Length: 19" (483mm)
 Width: 1.75" (194mm)
 Height: 9.84" (44mm)
 Weight: 5.0 lbs. (2.3kg)

ELECTRICAL

AC 100-240V - 50/60Hz

Some controls / connections optional & require additional equipment i.e. Light sensor not included.

EPV DVI 4

CODE: 1239100149 | SKU: EPV400



- 4-WAY DVI SIGNAL SPLITTER/BOOSTER
- DIGITAL AND ANALOG SIGNAL COMPATIBLE
- 165 MHZ PIXEL RATE SUPPORT
- 1920 X 1200 @ 60HZ MAX RESOLUTION
- COMPATIBLE FOR ALL ELATION VIDEO™ PRODUCTS
- PLUG AND PLAY DESIGN

FEATURES

4-Way DVI Signal Splitter/Booster
 Digital and Analog Signal Compatible
 165Mhz Pixel Rate Support
 1920 x 1200 @60Hz
 Max Resolution
 Compatible for all Elation Video™ Products
 Plug and Play Design
 Rack Mountable Aluminum Enclosure
 (rack screws not included)

CONTROL / CONNECTIONS

On/Off Switch
 (1) DVI Input (4) DVI Outputs
 Cascade Multiple Units Together

SIZE / WEIGHT

Length: 19.0" (483mm)
 Width: 7.6" (194mm)
 Height: 1.7" (44mm)
 Weight: 5.0 lbs. (2.3kg)

ELECTRICAL

AC: 100-240V - 50/60Hz

DMX-USB PRO

CODE: 1310000016 | SKU: DMX600



- PROFESSIONAL BI-DIRECTIONAL USB TO DMX TRIGGER INTERFACE
- FOR USE WITH MEDIA MASTER EXPRESS™
- PLUG AND PLAY DESIGN

FEATURES

Professional Bi-Directional USB to DMX Trigger Interface
 For Use with Media Master Express™
 Plug and Play Design

CONTROL / CONNECTIONS

(1) USB Type B input
 (1) 3pin DMX Input
 (1) 3pin DMX Output

SIZE / WEIGHT

Length: 2.9" (74mm)
 Width: 2.6" (66mm)
 Height: 1.6" (40mm)
 Weight: 0.3 lbs. (0.1kg)

INCLUDED ACCESSORIES


(1) USB Cable

arKaos | PRO
MEDIA MASTER EXPRESS

SKU: MED592

arKaos | PRO
MEDIA MASTER PRO

SKU: TBA



- UPDATED LEDMAPPER SUPPORTING LARGER NETWORK THANKS TO UNICAST
- DRAG AND DROP VISUALS DIRECTLY ONTO THE MAIN INTERFACE
- NEW MEDIAHUB TO REMOTE SYNCHRONIZE YOUR CONTENT OVER THE NETWORK
- COMPOSE ON UP TO 12 LAYERS

FEATURES

Designed to be fast and easy, MediaMaster Express is a unique solution for video control on the market. This intuitive software allows you to program and run full visual shows in just a few clicks, without the need of training and practicing!

Once you're ready, go live and take control of your show using only a few channels on your lighting desk, notes on a MIDI controller or just your computer keyboard.

SYSTEM REQUIREMENTS

PC
 OS: Windows™ Vista, 7, 8 or 10.
 Processor: Pentium™ IV 2.66Ghz / Core Duo 1.83Ghz recommended.
 RAM: 1GB, 2GB recommended.
 Media Component: QuickTime™ 7.x (and up), Adobe FlashPlayer™ 9.0 (and up), DirectX™ 9.0c (and up).

MAC
 OS: Mac OS X 10.7 (and up).
 Processor: Any Intel Mac, Core Duo 1.83Ghz (and up).
 RAM: 1GB, 2GB recommended.
 Media Component: QuickTime™ 7.x (and up), Adobe FlashPlayer™ 9.0 (and up).
 See Website for further details.

- UP TO 36 LAYERS TO PREPARE, PLAY AND OUTPUT MORE VISUALS AND EFFECTS
- WITH MEDIAHUB SWIFTLY SHARE YOUR CONTENT BETWEEN SERVERS OR COMPUTERS OVER NETWORKS AND REMOTELY MONITOR THE STATUS OF ANY ADDITIONAL MACHINE RUNNING MEDIAMASTER

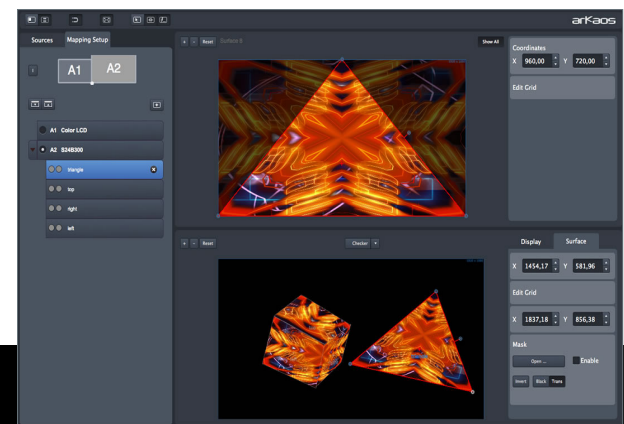
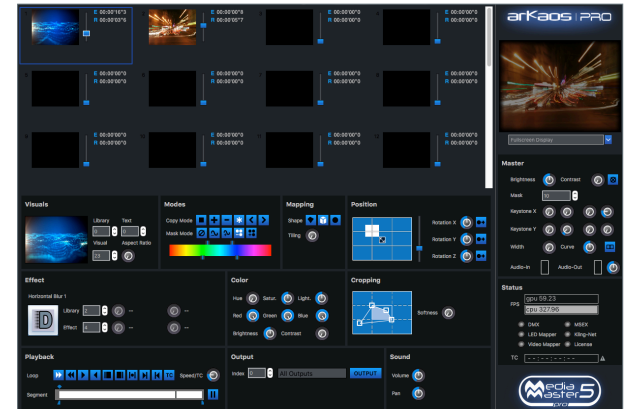
FEATURES

Featuring up to 36 layers, this Professional Media Server Software turns any powerful computer into a full-fledged professional media server capable of running video shows in sync on multiple servers. Precisely align the real-time video content over non-planar or curved screens. Setup mapping projects quickly with just a few clicks on multiple outputs. Interactively place LED devices on the screen and view results through Art-Net and Kling-Net. Create powerful visual animations that react to the audio input.

SYSTEM REQUIREMENTS

PC
 OS: Windows™ Vista, 7, 8 or 10.
 Processor: Pentium™ IV 2.66Ghz / Core Duo 1.83Ghz recommended.
 RAM: 1GB, 2GB recommended.
 Media Component: QuickTime™ 7.x (and up), Adobe FlashPlayer™ 9.0 (and up), DirectX™ 9.0c (and up).

MAC
 OS: Mac OS X 10.7 (and up).
 Processor: Any Intel Mac, Core Duo 1.83Ghz (and up).
 RAM: 1GB, 2GB recommended.
 Media Component: QuickTime™ 7.x (and up), Adobe FlashPlayer™ 9.0 (and up).
 See Website for further details.



arKaos | PRO LED MASTER

SKU: LED647



- SUPPORT FOR MIDI CONTROLLERS AND ART-NET DMX CONSOLES
- EASY MIDI, DMX AND KEYBOARD MAPPING WITH LEARN FUNCTION AND UI OVERLAY
- MIDI FEEDBACK SUPPORT FOR A SET OF MIDI CONTROLLERS

FEATURES

LED Master is the all-in-one solution that allows anyone to run a lightshow. ArKaos has added new features to the existing set of tools provided by the software, including support for MIDI controllers, Art-Net DMX consoles and many more.

Designed in a very smart way this LED control application allows you to do much more than just RGB. In 3 simple steps, it is fast and easy to use and will do most of the configuration automatically for you. Just map it, program it and perform... It's that simple!

MINIMUM REQUIREMENTS

CPU Intel Core2 Duo 1.8GHz or AMD Athlon X2 64 2.0GHz

Memory 2.0GB

RECOMMENDED SPECIFICATIONS

CPU Intel Core i5 3.5GHz or AMD FX 6300 3.5GHz
Memory 4.0GB
Additional Requirements

Storage Space 1GB
Resolution 1280x800 or 1366x768 or higher
Sound DirectX 9.0c compatible sound card (Windows)
Windows OS Windows XP SP3 / Windows Vista SP2 / Windows 7 / Windows 8.1
Mac OS Mac OS 10.6+
Internet connection is required for Activation

arKaos | PRO KLING FORCE LED

SKU: MED313



- KLING-FORCE IS THE NEW HARDWARE PLATFORM BUILT BY ARKAOS, AROUND THE COMBINATION OF A POWERFUL PROCESSOR AND A HARDWARE NETWORK SWITCH.
- ETHERNET / KLING-NET PROTOCOL
- 2 PORTS HARDWARE GIGABIT SWITCH
- 8 OUTPUTS / MAXIMUM 5A PER OUTPUT

FEATURES

Kling-Force LED is an interface designed to drive LED strips.

The Kling-Force LED has 8 outputs and supports the most popular LED strips on the market. It distributes up to 40 Amp of power to those LED strips.

Kling-Force has 2 Ethernet connections to daisy-chain multiple Kling-Force interfaces.

The media server can also receive feedback from the interfaces. For instance, the Node Properties panel displays how much power is consumed by each individual output.

INPUTS

Ethernet / Kling-Net protocol
Ethernet Switch: 2 ports
Hardware Gigabit Switch
Daisy chaining: Up to 50 devices
Rack Mounting:
Yes (178mm Rail Spacing)

SIZE / WEIGHT

Length: 190 mm
Width: 130 mm
Vertical Height: 39 mm
Weight: 1.05 lbs

arKaos | PRO KLING FORCE DMX

SKU: TBA



- KLING-FORCE DMX IS AN ELEGANT AND EFFICIENT SOLUTION TO DRIVE TRADITIONAL DMX FIXTURES. IT HAS 4 DMX OUTPUTS AND SO CAN DRIVE 4 DMX UNIVERSES
- ETHERNET / KLING-NET PROTOCOL
- 2 PORTS HARDWARE GIGABIT SWITCH
- 4X XLR5 FEMALE

FEATURES

Kling-Force DMX is an elegant and efficient solution to drive traditional DMX fixtures. It has 4 DMX outputs and so can drive 4 DMX universes. It has 2 ethernet connections to allow the daisy chaining.

You can assign as many fixtures as will fit within each DMX universes. This is done in the mapper where the user can pick any DMX fixtures and assign them a DMX address. Once this is done the fixtures become available as a devices in the Kling-Net mapper.

INPUTS

Ethernet / Kling-Net protocol
Ethernet Switch: 2 ports
Hardware Gigabit Switch
Daisy chaining: Up to 50 devices
Rack Mounting:
Yes (178mm Rail Spacing)

SIZE / WEIGHT

Length: 190 mm
Width: 130 mm
Vertical Height: 39 mm
Weight: 1.05 lbs

arKaos | PRO
STAGE SERVER EXPRESS

CODE: 1310000072 | SKU: MED201

arKaos | PRO
STAGE SERVER PRO

CODE: 1310000073 | SKU: MED212

arKaos | PRO
STUDIO SERVER

CODE: 1310000074 | SKU: MED223

arKaos | PRO
STADIUM SERVER 4K SERVER

CODE: 1310000075 | SKU: MED234

CODE: 1310000076 | SKU: MED245

ArKaos Media Servers are designed to be a high performing turnkey solution for running seamless real-time video shows.



I/O SPECIFICATIONS	STAGE	STUDIO	STADIUM	STUDIO 4K
Interface Output	1 (DVI/DP/HDMI)	1 (DVI)	1 (DVI)	1 (DVI)
Output	2 (DVI)	4 (DVI)	6 (DVI)	4 (DVI)
EDID Management	No	Yes	Yes	Yes
Input (Standard)	No	1 x HD-SDI	2 x HD-SDI	1 x HD-SDI
Input (Upgrade)	Up to 2 x HD-SDI or 2 x DVI	Up to 4 x HD-SDI or 2 x DVI	Up to 4 x HD-SDI or 2 x DVI	Up to 4 x HD-SDI or 2 x DVI
Output Resolution	2 x Full HD	4 x Full HD	6 x Full HD	4 x 4K
DMX 5-Pin Connectors	Yes	Yes	Yes	Yes
Genlock	No	No	No	Yes
Framelock	No	No	No	Yes
USB	4 x USB 3.0 + 4 x USB 2.0	2 x USB 3.0 + 4 x USB 2.0	2 x USB 3.0 + 4 x USB 2.0	2 x USB 3.0 + 4 x USB 2.0
Balanced Audio in/out (XLR)	No	Yes	Yes	Yes
Network	2	2	2	2
STORAGE				
System Drive	SSD 256 GB	SSD 128 GB	SSD 128 GB	SSD 128 GB
Separate Data Drive	No	SSD 256 GB	SSD 480 GB	SSD 256 GB
SOFTWARE				
Media Master	Express / Pro	Pro	Pro	Pro
CuePlayer (In Theatre Mode)	Yes	Yes	Yes	Yes
LED Mapper	Yes	Yes	Yes	Yes
Kling-Net Mapper	Yes	Yes	Yes	Yes
Video Mapper	Yes (Pro Version Only)	Yes	Yes	Yes
Acronis Backup System	Yes	Yes	Yes	Yes
Layers Full HD	3	up to 12	up to 12	up to 12
Layers HD	5	12	12	12
Soft-Edge / Geometrical Correction	Yes (Pro Version Only)	Yes	Yes	Yes
CONTROL				
Control Display (Front Panel)	No	Yes	Yes	Yes
LED Strip (Front Panel)	No	Yes	Yes	Yes
DMX / MIDI / Keyboard	Yes	Yes	Yes	Yes
ArtNet / MA-Net	Yes	Yes	Yes	Yes

Visit <http://www.arkaopro.com/media-servers> for more details.



INTELLIGENT LIGHTING



Hard Summer 2016 Photo by Oh Dag Yo Photography

PLATINUM FLX

PROTEUS BEAM

CODE: 1237000163 | SKU: PRB014

Proteus Beam™ is an IP65 rated moving head beam luminaire with the Philips™ MSD Platinum 14R 80CRI 7,800K lamp producing over 12,000 total lumens. Features include an advanced optical system producing a precise 2.5° beam aperture, a revolutionary internal thermal cooling system, full CMY color mixing, 13 dichroic colors including CTB, CTO, and UV, 8 rotating interchangeable and 13 static-stamped metal gobos, 5 and 32 facet rotating prisms, frost filter, motorized focus and auto-focus, high speed mechanical shutter and strobe, DMX, RDM, Art-NET, and sACN protocol support, Elation's E-FLY™, IP rated 5pin XLR and RJ45 etherCON in/out connections, powerCON TRUE1 power in, and full color 180° reversible menu display.



- IP65 RATED MOVING HEAD BEAM LUMINAIRE
- 280W LAMP 7,800K LAMP
- PRECISE 2.5° BEAM APERTURE AND ADVANCED OPTICS
- REVOLUTIONARY INTERNAL COOLING SYSTEM
- FULL CMY COLOR MIXING
- 13 DICHOIC COLORS INCLUDING CTB, CTO, AND UV

SOURCE
280W 7,800K Lamp
1,500 Hour Average Lamp Life

PHOTOMETRIC DATA
136,800 LUX 12,709 FC @49.2 ft
(15m) 2.5°

EFFECTS
5 and 32 Facet Rotating Prism and Prism Macros
Frost Filter Hybrid Wash Effect
Motorized Focus and Auto Focus
High Speed Mechanical Shutter and Strobe

COLOR
13 Dichroic Colors including CTB, CTO, and UV
Full CMY Color Mixing

GOBOS
(8) Interchangeable Rotating / Indexing Metal Gobos
(13) Static-Stamped Metal Gobos

CONTROL / CONNECTIONS
(3) DMX Channel Modes
(28 total channels)
6 Button Touch Control Panel

Full Color 180° Reversible LCD Menu Display
8 / 16 Bit Resolution
Adjustable Movement
DMX, RDM, Art-NET, and sACN Protocol Support
Elation E-Fly™ Internal Wireless DMX Transceiver
IP65 5pin DMX In/Out
IP65 RJ45 Ethernet In/Out
IP65 powerCON TRUE1 Power In

SIZE / WEIGHT
Length: 17.1" (445mm)
Width: 17.87" (454mm)
Vertical Height: 26.77" (680mm)
Weight: 77.0 lbs. (35.0kg)

ELECTRICAL / THERMAL
AC 100-240V - 50/60Hz
500W Max Power Consumption
14°F to 113°F (-10°C to 45°C)

APPROVALS / RATINGS
cETLus | IP65

COLORS



COLOR FLAGS




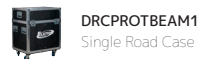
GOBOS - ROTATING



GOBOS - STATIC



LDI
2016
BEST DEBUTING LIGHTING PRODUCT



PROTEUS HYBRID PROTEUS HYBRID WMG

CODE: 1237000162 | SKU: PRH021

CODE: TBA | SKU: PRH135

PROTEUS HYBRID™ is an IP65 rated 3-in-1 hybrid moving head beam, spot, and wash luminaire with the Philips™ MSD Platinum 21R 470W 80 CRI 8,000K lamp producing over 23,000 lumens. Features include an advanced optical system with motorized zoom, an advanced internal thermal cooling system, full CMY and linear CTO color mixing, 14 dichroic colors including CTB, CTO, and UV, 8 rotating glass interchangeable and 14 static-stamped metal gobos, full 360° bi-directional animation wheel, 8-facet and linear rotating prisms and frost filter, motorized focus and auto-focus, high speed mechanical shutter and strobe, DMX, RDM, Art-NET, and sACN protocol support, Elation's E-FLY™, IP rated 5pin XLR and RJ45 etherCON in/out connections, powerCON TRUE1 power in, and full color 180° reversible menu display.



- IP65 RATED 3-IN-1 HYBRID BEAM, SPOT, WASH LUMINAIRE
- 470W 8,000K LAMP AND ADVANCED OPTICS
- FULL 360° BI-DIRECTIONAL ANIMATION WHEEL
- REVOLUTIONARY INTERNAL THERMAL COOLING SYSTEM
- FULL CMY COLOR MIXING AND LINEAR CTO COLOR CORRECTION
- 14 DICHOIC COLORS INCLUDING CTB, CTO, AND UV

SOURCE

Philips MSD 21R 470W 8,000K Lamp
Average LAMP Life: TBA

PHOTOMETRIC DATA

TBA

EFFECTS

Full 360° Bi-Directional Animation Wheel
Rotating Prisms and Prism Macros
Frost Filter Hybrid Wash Effect
Motorized Focus and Auto-Focus
High Speed Mechanical Shutter and Strobe

COLOR

14 Dichroic Colors Including CTB, CTO, and UV
Full CMY Color Mixing and Linear CTO Color Correction

GOBOS

8 Interchangeable Rotating / Indexing Glass Gobos
14 Static-Stamped Metal Gobos

CONTROL / CONNECTIONS

(3) DMX Channel Modes (total channels TBA)
6 Button Touch Control Panel
Full Color 180° Reversible LCD Menu Display
8 / 16 Bit Resolution
Adjustable Movement
DMX, RDM, Art-NET, and sACN Protocol Support
Elation's E-FLY™ Internal Wireless DMX Transceiver
IP65 5pin DMX In/Out
IP65 RJ45 etherCON In/Out
IP65 powerCON TRUE1 Power In

SIZE / WEIGHT

Length: 17.5" (445mm)
Width: 22.5" (572mm)
Vertical Height: 31.5" (800mm)
Weight: 84.0 lbs. (38 kg)

ELECTRICAL / THERMAL

AC 100-240V - 50/60Hz
700W Max Power Consumption

APPROVALS / RATINGS

cETLus | IP65

COLORS



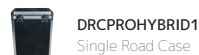
COLOR FLAGS



GOBOS - ROTATING



GOBOS - STATIC



DRCPROHYBRID1
Single Road Case



DRCPROHYBX2W
Dual Road Case



E-FLY
Wireless DMX Transceiver



EMOTION™

CODE: 1237000125 | SKU: EMO101

The Emotion™ is a compact high output plug and play digital projector moving head lighting fixture featuring the 240W UHP >80CRI 6,700K lamp producing 4,000 ANSI lumens and native 1024 x 768 support. Key features include an internal 64GB SSHD media server with royalty free digital gobo and video images, live background effects and allows custom content to be easily uploaded remotely via the PC based CMA application. Included Collage Generator™ allows for seamless projection arrays (2-16 fixtures) and variable edge blending. CMY and RGB color mixing, digital and optical zoom, motorized focus, mechanical shutter, dimmer, 540° pan, and 240° tilt control via DMX / Art-NET, (2) USB 3.0 ports.



- COMPACT HIGH OUTPUT DIGITAL PROJECTOR MOVING HEAD
- 240W UHP LAMP - 3,000 AVERAGE HOUR LAMP LIFE*
- 4,000 ANSI LUMENS / NATIVE 1024 X 768 (XGA) DLP / DMD
- INTERNAL 64GB SOLID-STATE HARD DRIVE MEDIA SERVER
- 255 VIDEO IMAGES INCLUDED (ROYALTY FREE)
- 40 LIVE / BACKGROUND EFFECTS AND COLOR CONTROL

PROJECTOR SPECIFICATIONS

Osram UHP 240W Lamp
 4,000 ANSI Lumens, >80CRI 6,700K
 Native 1024 x 768 (XGA)
 DLP / DMD
 3,000 Hour Average Lamp Life*
 (6,000 Hours ECO Mode)
 Aspect Ratio: 4:3 Native (16:9 Compatible)
 Resolution: XGA 1074 x 768
 Image Size 30" to 307"
 Projection Distance: 3.9' (1.2m) - 32.8' (10m)
 Contrast Ratio: 15,000 : 1
 Display Technology: DLP DMD
 Chip 1 Billion Colors (10bit)

CONTROL / CONNECTIONS

(2) DMX Channel Modes (32 / 54)
 Dual Layer Media Content Control
 6 Button Touch Control Panel
 Full Color 180° Reversible LCD Menu
 (2) USB 3.0 - Graphic Server Inputs
 5pin DMX In/Out
 (2) RJ45 Ports - Graphic Server / Art-NET Inputs
 powerCON Power In/Out


SIZE / WEIGHT

Length: 18.9" (480mm)
 Width: 15.0" (382mm)
 Vertical Height: 22.4" (569mm)
 Weight: 44.0 lbs. (20 kg)

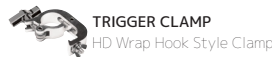
EFFECTS

Digital and Optical Zoom
 Motorized Focus
 CMY / RGB Color Mixing
 Mechanical Shutter / Dimmer
 Elation Gobo Catalog (Royalty Free)
 255 Video Images (Royalty Free)
 40 Live / Background Effects and Color Control
 28 Transition Effects
 Between Layers

INCLUDED ROYALTY FREE VIDEO & GOBO CONTENT*



*Sample of Content - Not All Content Listed Below



TRIGGER CLAMP
 HD Wrap Hook Style Clamp



DRCEMO
 Dual Touring Road Case



EMOTION™

CREATIVITY IN MOTION


FINALLY!
DIGITAL CREATIVITY
CUT LOOSE!

Elation's EMOTION™ is a new-generation digital moving head luminaire with a price to performance ratio never seen before. Compact yet powerful, EMOTION houses a built-in media server with an extensive royalty-free digital art library right out of the box. Custom content can be easily uploaded and a Collage Generator™ allows multiple fixtures to create seamless projections with on-the-fly variable edge blending. Extremely easy to use, it does not require an abundance of DMX channels to operate.

EMOTION -

IT WILL CHANGE THE WAY YOU THINK ABOUT LIGHTING.


Elation Professional's True Digital Moving Light



SNIPER PRO™

CODE: 1215200030 | SKU: SNI305

The Sniper Pro™ is a new and improved hybrid effects projector, scanner, and laser simulator featuring the new Philips™ MSD Platinum 14R 280W 7,800K 80 CRI lamp. This enhanced version with increased speed, color and effect options, features an improved X/Y/Z rotation mirror system with focus, 12 dichroic colors with split colors, CMY color mixing, 20 static-stamped gobos, bidirectional animation, 3-facet, 8-facet, and linear rotating prisms, liquid sky, laser wave, and cone effects, internal pattern and control macros, 3/5pin DMX and PowerCON True1 in/out connections, (4) button control panel, 460W max power consumption, and a multi-voltage universal auto switching power supply (120-240v).



- 2.5° LASER SHARP BEAM
- IMPROVED HIGH-SPEED X / Y / Z MIRROR SYSTEM WITH FOCUS
- BIDIRECTIONAL ANIMATION
- 3-FACET, 8-FACET, AND LINEAR ROTATING PRISMS
- LIQUID SKY, LASER WAVE, AND CONE EFFECTS
- INTERNAL PATTERN AND CONTROL MACROS

SOURCE
Philips MSD Platinum 14R™
280W Lamp
2,000 Hour Average Lamp Life

PHOTOMETRIC DATA
84,330 LUX 7,834 FC @16.4' (5m)
23,200 LUX 2,155 FC @32.8' (10m)
10,270 LUX 954 FC @49.2' (15m)
5,800 LUX 539 FC @65.6' (20m)
3,700 LUX 344 FC @82.0' (25m)

EFFECTS
Bidirectional Animation
3-Facet, 8-Facet, and Linear Rotating Prisms
Liquid Sky, Laser Wave, and Cone Effects
Pattern and Control Macros

COLOR
(12) Dichroic Colors + White and Split Colors
CMY Color Mixing

GOBOS
(20) Static-Stamped Gobos

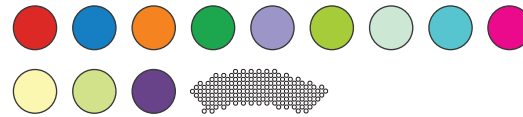
CONTROL / CONNECTIONS
(2) DMX Channel Modes (25 / 27)
4 Button Control Panel
LCD Menu Display
3/5pin DMX In/Out
powerCON TRUE1 In/Out
Power Linking Multiple Units

SIZE / WEIGHT
Length: 16.1" (408mm)
Width: 13.9" (353mm)
Vertical Height: 13.8" (351mm)
Weight: 29.0 lbs. (13.2kg)

ELECTRICAL / THERMAL
AC 100-240V - 50/60Hz
460W Max Power Consumption
Max Ambient Temperature 104°F (40°C)

APPROVALS / RATINGS
CE
IP20

COLORS



GOBOS - STATIC



PLATINUM BEAM 5R EXTREME

CODE: 1237000066 | SKU: EPB888

The Platinum Beam 5R EXTREME™ features the 189W Platinum 5R lamp, a 3° sharp pin spot beam, 8 facet rotating prism and frost effects, super fast 16 bit 3-phase pan/tilt motors, strobe (1-18 fps), dimming 0-100%, and focus, (12) colors including UV, CTO, CTB, and white, (8) metal rotating, indexing, interchangeable gobos, flicker free operation for TV and FILM, internal EWDMX wireless DMX receiver, remote device management protocol support, 3pin and 5pin DMX in/out and PowerCON in connections, (6) button touch control panel, 350W max power consumption, and a multi-voltage universal auto switching power supply (120-240v).



- 3° SHARP PIN SPOT BEAM
- CTO AND CTB COLOR CORRECTION
- 8 FACET ROTATING PRISM AND FROST EFFECTS
- SUPER FAST 16 BIT 3-PHASE PAN AND TILT MOTORS
- FLICKER FREE OPERATION FOR TV AND FILM
- INTERNAL EWDMX WIRELESS DMX RECEIVER

SOURCE

Philips 189W Platinum 5R Lamp
3,000 Hour Average Life

PHOTOMETRIC DATA

100,100 LUX 9,299 FC
@49.2' (15M)

EFFECTS

Frost
Motorized Focus
Strobe (1-18 fps)
Electronic Dimming: 0% - 100%
8 Facet Rotating Prisms and Macros

COLOR

(11) Colors Including UV,
CTO, and CTB

GOBOS

(8) Metal Rotating, Indexing,
Interchangeable Gobos

CONTROL / CONNECTIONS

(3) DMX Channel Modes
(12 / 14 / 18)
Remote Device Management
Pan Movement: 540°/630° / Tilt
Movement: 270°

6 Button Control Panel
Full Color 180° Reversible
LCD Menu Display
16 Bit 3-Phase Pan/Tilt Motors
3pin & 5pin DMX In/Out
powerCON In
Internal EWDMX Wireless
DMX Receiver

SIZE / WEIGHT

Length: 13.9" (352mm)
Width: 13.0" (329mm)
Vertical Height: 20.0" (509mm)
Weight: 44.0 lbs. (20.0 kg)


ELECTRICAL / THERMAL

AC 100-240V - 50/60Hz
350W Max Power Consumption
14°F to 113°F (-10°C to 45°C)

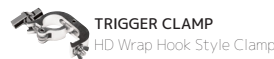
APPROVALS / RATINGS

cETLus
IP20

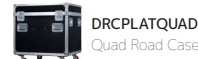
COLORS



GOBOS - ROTATING



TRIGGER CLAMP
HD Wrap Hook Style Clamp



DRCPLATQUAD
Quad Road Case



FEATURING THE
PHILIPS
MSD PLATINUM
5R



ELATION
PROFESSIONAL

PLATINUM HFX

CODE: 1237000123 | SKU: EPH201

The Platinum HFX™ is a hybrid versatile 3-in-1 luminaire which can be utilized as a beam, spot, or wash fixture, featuring the brand new Philips™ MSD Platinum 14R 280W 80CRI lamp, 7,800K, 12,000 total lumens, 2.3° to 15° zoom in beam mode, 3° to 22° zoom in spot mode, and 10° to 34° zoom in wash mode, 13 dichroic colors including UV and a new Quad Color (RGBY) filter, CTO and CTB color correction, 8 rotating-interchangeable and 12 static-stamped gobos, 8-facet and linear rotating, and 10-facet static prisms, wash frost effects, DMX, RDM, and Art-NET support, 5pin DMX, RJ45 Ethernet, and powerCON in/out connections and a multi-voltage universal auto switching power supply (100-240v).



- HYBRID BEAM, SPOT, AND WASH 3-IN-1 LUMINAIRE
- PHILIPS™ MSD PLATINUM 14R 280W 80CRI LAMP
- 12,000 TOTAL LUMENS, 7,800K, 2,000 AVERAGE HOURS
- 2.3° - 15° BEAM, 3° - 22° SPOT, AND 10° - 34° ZOOM
- 10-FACET, 8-FACET, AND LINEAR PRISMS / WASH FROST EFFECTS
- 13 DICHROIC COLORS INCLUDING UV AND QUAD COLOR (RGBY)

SOURCE
Philips™ MSD Platinum 14R
280W Lamp
2,000 Hour Average Lamp Life

PHOTOMETRIC DATA
12,000 Total Lumens, 7,800K, 80CRI
125,800 LUX 11,687 FC @49.2'
(15m) (2.3° Beam)
13,375 LUX 1,243 FC @49.2'
(15m) (3.0° Spot)
11,500 LUX 1,068 FC @16.4'
(5m) (10.8° Wash)

EFFECTS
8-Facet and Linear Rotating and
10-Facet Static Prisms
Strobe and Mechanical Dimming
Zoom, Iris and Wash Frost Filter

COLOR
13 Dichroic Colors Including UV
and Quad Color (RGBY)
CTO and CTB Color Correction

GOBOS
(2) Gobo Wheels
(8) Interchangeable / Rotating
/ Indexing Gobos
(12) Static-Stamped Gobos
(Indexing Wheel)


CONTROL / CONNECTIONS
(3) DMX Channel Modes
(17 / 19 / 26)
RDM (Remote Device Management)
6 Button Touch Control Panel
Full Color 180° Reversible
LCD Menu Display
8 / 16 Bit Resolution
Adjustable Movement
5pin DMX In/Out
RJ45 Ethernet In/Out
(Art-NET, sACN)
powerCON Power In/Out

SIZE / WEIGHT
Length: 16.0" (406mm)
Width: 11.5" (292mm)
Vertical Height: 27.0" (686mm)
Weight: 50.0 lbs. (22.7 kg)

ELECTRICAL / THERMAL
AC 100-240V - 50/60Hz
450W Max Power Consumption
14°F to 113°F (-10°C to 45°C)

APPROVALS / RATINGS
cETLus
IP20

COLORS



GOBOS - ROTATING



GOBOS - STATIC



PLATINUM FLX

CODE: 1237000114 | SKU: EPF001

The Platinum FLX™ is an innovative full featured patent pending design 3-in-1 luminaire which can be utilized as a beam, spot, or wash fixture, featuring the brand new Philips™ MSD Platinum 20R 470W 80CRI lamp, 7,800K, 23,000 total lumens, 6° - 42° zoomable wash / frost effect, full CMY color mixing plus linear CTO color correction, 10 dichroic colors including UV, CTB, plus white (open), 8 rotating-interchangeable and 6 static-stamped gobos, 6-way linear and 8-facet rotating prisms, bi-directional animation wash frost effects, DMX, RDM, Art-NET and sACN support, 5pin DMX, RJ45 Ethernet, and powerCON connections, (6) button control full color 180° reversible menu display, 740W max power consumption.



- PATENT PENDING 3-IN-1 BEAM, SPOT, AND WASH ILLUMINARE
- COMPARABLE OUTPUT TO 1,200W FIXTURES
- 2.3° - 23° BEAM AND 3° - 32° SPOT ZOOM
- 6-WAY LINEAR AND 8-FACET ROTATING PRISMS
- FULL CMY COLOR MIXING AND LINEAR CTO COLOR CORRECTION
- ANIMATION AND WASH FROST EFFECTS

SOURCE

Philips™ MSD Platinum
20R 470W Lamp
23,000 Total Lumens, 7,800K, 80CRI
1,500 Hour Average Lamp Life

PHOTOMETRIC DATA

19,133 Lumens Beam Mode / 11,262
Lumens Spot Mode
360,000 LUX 33,444 FC @32.8'
(10m) (1.8° Beam)
165,500 LUX 15,375 FC @32.8'
(10m) (2.9° Spot)

EFFECTS

6-Way Linear and 8-Facet
Rotating Prisms
Bi-Directional Animation Effect
6° - 42° Zoomable Wash / Frost Filter
Strobe and Dimming

COLOR

Full CMY Color Mixing
Linear CTO Color Correction
10 Dichroic Colors Including
UV and CTB

GOBOS

(2) Gobo Wheels
(8) Interchangeable / Rotating
/ Indexing Gobos

CONTROL / CONNECTIONS

(3) DMX Channel Modes
(24 / 26 / 37)
RDM (Remote Device Management)
6 Button Touch Control Panel
Full Color 180° Reversible LCD
Menu Display
8 / 16 Bit Resolution
Adjustable Movement
5pin DMX In/Out
RJ45 Ethernet In/Out
(Art-NET, sACN)
powerCON Power In

SIZE / WEIGHT

Length: 18.3" (466mm)
Width: 20.9" (532mm)
Vertical Height: 30.0" (762mm)
Weight: 75.0 lbs. (34.0 kg)

ELECTRICAL / THERMAL

AC 100-240V - 50/60Hz
740W Max Power Consumption
14°F to 113°F (-10°C to 45°C)

APPROVALS / RATINGS

cETLus
IP20

COLORS



COLOR FLAGS



GOBOS - ROTATING



GOBOS - STATIC



BI-DIRECTIONAL ANIMATION



TRIGGER CLAMP
HD Wrap Hook Style Clamp



DRCFLXTOUR
Touring Dual Road Case



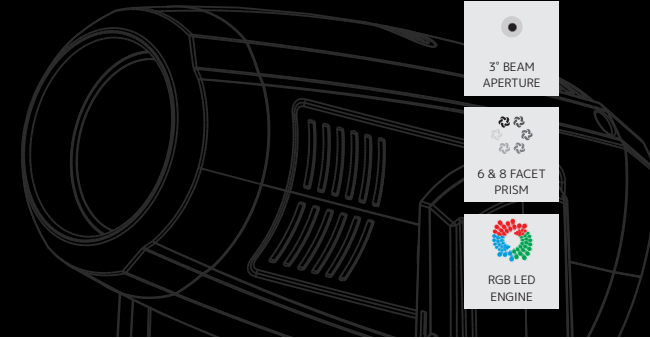
FEATURING THE
PHILIPS
MSD PLATINUM
20R



DARTZ 360

CODE: 1215200036 | SKU: DAR101

The DARTZ 360™ features a new 50W RGB LED engine with advanced optics, a 3° beam aperture, fast and precise 16-bit continuous 360° pan and tilt rotation, 15 static-stamped metal gobos, 6-facet and 8-facet rotating prisms, 0-100% linear frost filter, high speed electronic shutter and strobe, electronic dimming and variable dimming curve modes, flicker free operation for TV and FILM, DMX, RDM, and Art-NET protocol support, Elation's E-FLY™, 5pin XLR, RJ45, and powerCON TRUE1 in/out connections, full color 180° reversible menu display with multi-button control panel, battery backup for display power, and a multi-voltage universal auto switching power supply (100-240v).



- 3° BEAM APERTURE
- 6 & 8 FACET PRISM
- RGB LED ENGINE

- 50W RGB COMPACT BEAM MOVING LUMINAIRE
- 3° SHARP BEAM APERTURE
- ENDLESS PAN AND TILT ROTATION
- MOTORIZED FOCUS AND LINEAR FROST
- LINEAR AND 8-FACET INDIVIDUAL ROTATING PRISMS
- PRISM MORPHING EFFECT

SOURCE
50W RGB LED
50,000 Hour Average Lamp Life

PHOTOMETRIC DATA
61.300 Lux @ 5M

EFFECTS
Strobe: 1-25fps
Dimming: 0% - 100%
Variable Dimming Curves

COLOR
RGB Color Mixing

GOBO
15 Static Stamped Metal Gobo's

CONTROL / CONNECTIONS
(3) DMX Channel Modes
(19 / 22 / 25)
360° Continuous Pan and Tilt Movement
RDM (Remote Device Management)
Adjustable Refresh Rate (900-25,000 Hz)
Adjustable Gamma Brightness (2.0, 2.2, 2.4, 2.8)

6 Button Touch Control Panel
Full Color 180° Reversible LCD Menu Display
Battery Powered Menu Display
8 / 16 Bit Resolution
Adjustable Movement
E-Fly™ Internal Wireless DMX Transceiver
5pin DMX In/Out
RJ45 etherCON In/Out (Art-NET and sACN)
powerCON TRUE1
Power In/Out


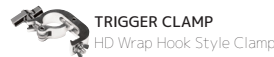

SIZE / WEIGHT
Length: 7.9" (196mm)
Width: 11.0" (276mm)
Vertical Height: 18.1" (462mm)
Weight: 28.2 lbs. (12.8 kg)

ELECTRICAL / THERMAL
AC 100-240V - 50/60Hz
130W Max Power Consumption
5F to 113°F (-15°C to 45°C)

COLORS



GOBOS - STATIC



E SPOT III

CODE: 1237000109 | SKU: EES070

The E SPOT III™ features a 90W Cool White Solid State LED engine, 16-bit pan and tilt motors, motorized focus, electronic strobe, 0-100% dimming, 3-facet rotating and linear prisms, frost, iris, color wheel with 8 dichroic colors and white (open), gobo wheel with 7 rotating, interchangeable glass & metal gobos, flicker free operation for TV and Film, 3pin and 5pin DMX in/out connections, (4) button touch control panel, 157W max power consumption and a multi-voltage universal auto switching power supply (120-240V).



- 90W COOL WHITE SOLID STATE LED SPOT LUMINAIRE
- 19° BEAM, 8 DICHROIC COLORS
- 7 ROTATING-INTERCHANGEABLE GLASS GOBOS
- 3-FACET AND LINEAR ROTATING PRISMS AND FROST FILTER
- MOTORIZED IRIS AND FOCUS AND VARIABLE DIMMING CURVES
- LOW HEAT, QUIET OPERATION, HIBERNATION MODE

SOURCE

90W Solid State Cool White LED Engine
20,000 Hour Average LED Life

PHOTOMETRIC DATA

7,250 LUX 674 FC @8.2' (2.5m)
(19° Full ON)

EFFECTS

3-Facet and Linear Rotating Prisms and Prism Macros
Frost Filter Hybrid Wash Effect
Motorized Iris and Focus
High Speed Mechanical Shutter and Strobe
Variable Dimming Curves

COLOR

8 Dichroic Colors

GOBOS

7 Interchangeable-Rotating / Indexing Glass Gobos

CONTROL / CONNECTIONS

(3) DMX Channel Modes
(14 / 16 / 20)
RDM (Remote Device Management)

6 Button Touch Control Panel
180° Reversible Full Color LCD Menu Display
8 / 16 Bit Resolution
Adjustable Movement
3pin & 5pin DMX In/Out
powerCON In

SIZE / WEIGHT

Length: 11.9" (301mm)
Width: 9.6" (243mm)
Vertical Height: 17.1" (435mm)
Weight: 23.0 lbs. (10.4 kg)


ELECTRICAL / THERMAL

AC 100-240V - 50/60Hz
180W Max Power Consumption

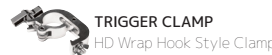

APPROVALS / RATINGS

cETLus
IP20

COLORS



GOBOS - ROTATING




TRIGGER CLAMP

HD Wrap Hook Style Clamp



EWDMX SYSTEM

EWDMX Wireless DMX




LED
SOURCE ENGINE



PLATINUM SPOT LED II

CODE: 1237000070 | SKU: EPS059

The Platinum Spot LED II™ Series features a 135W Cool White LED engine, 17° beam, 8 dichroic colors plus white, 7 rotating, interchangeable, glass and 7 static metal gobos, frost filter hybrid wash effect, 3-facet rotating prism with 16 prism macros, motorized iris, focus, and dimming, high speed mechanical shutter and strobe, hibernation mode, 3 and 5 pin DMX in/out connections, RDM (Remote Device Management), full color 180° reversible menu display with 6 button touch control panel, battery backup for display power, a multi-voltage universal auto switching power supply (100-240v), and flicker free operation for tv and film.



- 135W COOL WHITE LED ENGINE
- COOL WHITE 17° BEAM LED SPOT ILLUMINARE
- LOW HEAT, QUIET OPERATION, AND HIBERNATION MODE
- FROST FILTER HYBRID WASH + INFINITY PRISM EFFECTS
- FLICKER FREE OPERATION FOR BROADCAST TV AND FILM
- 7 INTERCHANGEABLE / ROTATING / INDEXING GLASS GOBOS

SOURCE
135W Cool White LED Engine
60,000 Hour Average LED Life

PHOTOMETRIC DATA
6,500K, >85CRI
11,220 LUX 1,042 FC @8.2' (2.5m)
(17° Full ON)

EFFECTS
Frost Filter Hybrid Wash Effect
3-Facet + Infinity Rotating
Prisms and Macros
Motorized Focus
Iris: 5% - 100%
Strobe: 1-18fps
Dimming 0% - 100%

COLOR
8 Dichroic Colors + White (Open)

GOBOS
7 Interchangeable / Rotating
/ Indexing Glass Gobos
Gobo Size: OD 1.06" (27mm)
/ ID 0.86" (22mm)
7 Static / Indexing Metal Gobos


CONTROL / CONNECTIONS
(3) DMX Channel Modes
(16 / 14 / 22)
RDM (Remote Device Management)
6 Button Touch Control Panel
Full Color 180° Reversible
LCD Menu Display
8 / 16 Bit Resolution
Adjustable Movement
3pin & 5pin DMX In/Out

SIZE / WEIGHT
Length: 14.1" (357mm)
Width: 13.2" (335mm)
Vertical Height: 20.7" (526mm)
Weight: 35.3 lbs. (16 kg)

ELECTRICAL / THERMAL
AC 100-240V - 50/60Hz
230W Max Power Consumption
-13°F to 113°F (-25°C to 45°C)

APPROVALS / RATINGS
cETLus
IP20

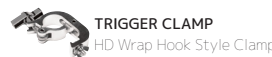
COLORS



GOBOS - ROTATING



GOBOS - STATIC



PLATINUM SPOT III

CODE: 1237000108 | SKU: EPS084

The Platinum Spot III™ features a 230W 8,500K >79CRI Cool White LED engine, delivering total 7,200 lumens, 16° to 32° zoom, 8 dichroic colors, 7 rotating-interchangeable glass and 7 static-stamped metal gobos, a bi-directional variable speed animation wheel, 3-facet rotating prism, frost filter, motorized iris and focus, variable dimming curves, high speed mechanical shutter and strobe, hibernation mode, 3 and 5pin DMX in/out connections, RDM, full color 180° reversible menu display with 6 button touch control panel, battery backup for display power, flicker free operation for TV and FILM, and a multi-voltage universal auto switching power supply.



- COOL WHITE LED SPOT LUMINAIRE
- 230W, 8,500K, >79CRI, 7,200 LUMEN, 60,000 HOURS
- 16° TO 32° MOTORIZED ZOOM, 8 DICHROIC COLORS
- 7 ROTATING-INTERCHANGEABLE AND 7 STATIC-STAMPED GOBOS
- BI-DIRECTIONAL VARIABLE SPEED ANIMATION WHEEL
- 3-FACET ROTATING PRISM AND FROST FILTER

SOURCE
230W Cool White LED Engine
60,000 Hour Average LED Life


PHOTOMETRIC DATA
8,500K, >79CRI, >7,200 Lumens
17,500 LUX 1,626 FC @8.2' (2.5m)
(16° Full ON)
5,373 LUX 499 FC @8.2' (2.5m)
(32° Full ON)

EFFECTS
16° - 32° Motorized Zoom
Bi-Directional Variable
Speed Animation Wheel
3-Facet Rotating Prism
and Prism Macros
Frost Filter Hybrid Wash Effect
Motorized Zoom, Iris and Focus
High Speed Mechanical Shutter
and Strobe
Variable Dimming Curves


COLOR
8 Dichroic Colors

GOBOS
7 Interchangeable-Rotating
/ Indexing Glass Gobos
7 Static-Stamped Metal Gobos

COLORS



GOBOS - ROTATING



GOBOS - STATIC



BI-DIRECTIONAL ANIMATION

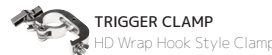


CONTROL / CONNECTIONS
(3) DMX Channel Modes
(18 / 20 / 27)
RDM (Remote Device Management)
6 Button Touch Control Panel
Full Color 180° Reversible LCD
Menu Display
8 / 16 Bit Resolution
Adjustable Movement
3pin & 5pin DMX In/Out

SIZE / WEIGHT
Length: 14.8" (375mm)
Width: 15.1" (384mm)
Vertical Height: 23.7" (601mm)
Weight: 46 lbs. (20.8 kg)

ELECTRICAL / THERMAL
AC 100-240V - 50/60Hz
350W Max Power Consumption
-13°F to 113°F (-25°C to 45°C)

APPROVALS / RATINGS
CE
IP20



ARTISTE DaVINCI™

CODE: 1237000159 | SKU: EAD582

ARTISTE DaVINCI WH™

CODE: 1237000154 | SKU: EAD787

The Artiste DaVinci™ features a 270W LED Cool White LED engine with advanced optics delivering over 12,000 total lumens, ultra wide 6° to 48° zoom, full CMY color mixing and linear CTO color correction, 7 dichroic colors including CTB and Violet, 6 rotating glass and 9 static-stamped metal interchangeable gobos, 3-facet and linear rotating prisms, frost filter, full 360° bi-directional animation wheel, motorized iris, focus, and auto-focus, high speed electronic shutter and strobe, hibernation mode, DMX, RDM, Art-NET, and sACN protocol support, Elation's E-FLY™, 5pin XLR, RJ45 etherCON, powerCON TRUE1 in/out connections, full color 180° reversible menu display, adjustable LED refresh rate and gamma brightness for flicker free operation for TV and FILM, and a multi-voltage universal auto switching power supply (100-240v).



- 270W COOL WHITE 12,000 LUMEN LED SPOT LUMINAIRE
- 6° TO 48° MOTORIZED ZOOM
- FULL CMY COLOR MIXING & LINEAR CTO COLOR CORRECTION
- 7 DICHOIC COLORS INCLUDING CTB AND VIOLET
- 6 ROTATING & 9 STATIC-STAMPED INTERCHANGEABLE GOBOS
- FULL 360° BI-DIRECTIONAL ANIMATION WHEEL

SOURCE
270W Cool White LED Engine
50,000 Hour Average LED Life

PHOTOMETRIC DATA
Measurement @16.4 ft (5m) Full ON
23,560 LUX 2,189 FC (6° Min Zoom)
1,049 LUX 97 FC (48° Max Zoom)

EFFECTS
6° - 48° Motorized Zoom
3-Facet and Linear Rotating Prisms and Prism Macros
Full 360° Bi-Directional Rotating Animation Wheel
Frost Filter Hybrid Wash Effect
Motorized Zoom, Iris, Focus and Auto-Focus
High Speed Electronic Shutter and Strobe
Variable 16-Bit Dimming
Curve Modes
Adjustable LED Refresh Rate
Frequency and Gamma Brightness

COLOR
7 Dichroic Colors + CTB
Full CMY Color Mixing
Linear CTO Color Correction

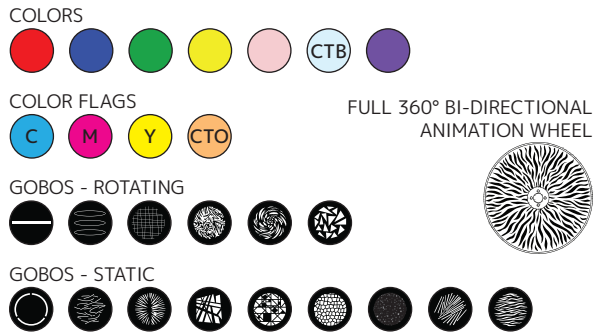
GOBOS
2 Gobo Wheels
6 Interchangeable Rotating / Indexing Gobos
9 Interchangeable Static-Stamped Metal Gobos

CONTROL / CONNECTIONS
(3) DMX Channel Modes
RDM (Remote Device Management)
6 Button Touch Control Panel
Full Color 180° Reversible LCD Menu
8 / 16 Bit Resolution Adjustable
Elation's E-FLY™ Internal Wireless
5pin DMX In/Out
RJ45 etherCON In/Out
powerCON TRUE1 Power In/Out

SIZE / WEIGHT
Length: 16.4" (416mm)
Width: 11.2" (284mm)
Vertical Height: 25.4" (645mm)
Weight: 56.0 lbs. (25.4kg)

ELECTRICAL / THERMAL
AC 100-240V - 50/60Hz
470W Max Power Consumption
14°F to 113°F (-10°C to 45°C)

APPROVALS / RATINGS
cETLus | IP20



WORSHIP FACILITIES
NEW PRODUCT AWARDS



ARTISTE DALI™

CODE: 1237000177 | SKU: EAD810

The Artiste Dali™ is a hybrid luminaire featuring a new 380W LED-Laser phosphor hybrid engine with advanced optics and motorized zoom producing 14,000+ total lumens, 3-8° beam and 8-43° spot apertures, full CMY color mixing and linear CTO color correction, 10 dichroic colors including CTB and UV, 6 rotating interchangeable glass and 11 static-stamped metal gobos, full 360° bi-directional animation wheel, 5-facet and line rotating prisms and prism macros, frost filter, motorized focus and auto-focus, high speed iris, shutter, and strobe, electronic dimming, DMX, RDM, Art-NET, and sACN protocol support, Elation's E-FLY™, 5pin XLR, RJ45 etherCON, and powerCON TRUE1 in/out connections, full color 180° reversible menu display.

SPOT | INTELLIGENT LIGHTING



- HIGH POWERED 380W LED-LASER PHOSPHOR HYBRID LUMINAIRE
- 3° - 8° MOTORIZED ZOOM IN BEAM MODE
- 8° - 43° MOTORIZED ZOOM IN SPOT MODE
- 360° FULL BI-DIRECTIONAL ANIMATION WHEEL
- 12,000 LUMEN WITH LED MODULE
- 14,000+ LUMEN W/LED & LASER PHOSPHOR MODULE COMBINED

SOURCE

380W Cool White (8,000K)
LED-Laser Phosphor Engine
14,000+ Total Lumen, 8,000K
50,000 Hour Average LED/Laser Life*

PHOTOMETRIC DATA

TBA

EFFECTS

5-Facet and Linear Rotating Prisms
360° Full Bi-Directional
Animation Wheel
Wash Frost Filter
Iris: 5% - 100%
Strobe: 1-18fps
Dimming: 0% - 100%
Variable Dimming Curve Modes

COLOR

10 Dichroic Colors + White (Open)
CMY Color Mixing and Linear
CTO Color Correction

GOBOS

2 Gobo Wheels
6 Interchangeable / Rotating /
Indexing Glass & Metal Gobos
11 Static-Stamped / Indexing
Metal Gobos

CONTROL / CONNECTIONS

(3) DMX Channel Modes
(27 / 29 / 41)
RDM (Remote Device Management)
6 Button Touch Control Panel
Full Color 180° Reversible
LCD Menu Display
Battery Powered Menu Display
8 / 16 Bit Resolution
Adjustable Movement
5pin DMX In/Out
etherCON (RJ45) In/Out
(Art-NET and sACN)
powerCON TRUE1 Power In/Out
USB Firmware Upload Port
Internal E-FLY™ Wireless
DMX Receiver

SIZE / WEIGHT

Length: 418.3mm
Width: 284.4mm
Vertical Height: 745.4mm
Weight: TBA

ELECTRICAL / THERMAL

AC 100-240V - 50/60Hz
TBA Max Power Consumption
-13°F to 113°F (-25°C to 45°C)

APPROVALS / RATINGS

CE | IP20

COLORS



COLOR FLAGS



FULL 360° BI-DIRECTIONAL
ANIMATION WHEEL

GOBOS - ROTATING



GOBOS - STATIC



- Preliminary -




TRIGGER CLAMP

HD Wrap Hook Style Clamp



E-FLY

Wireless DMX Transceiver



LED
SOURCE ENGINE



WINNER OF THE
plasa 2017
AWARDS FOR INNOVATION



ARTISTE PICASSO™

CODE: TBA | SKU: EAP325

The Artiste Picasso' is a profile luminaire featuring a new 600W Cool White 8,000K LED engine with advanced optics and 7-53° motorized zoom producing 22,000+ total lumens, full CMY color mixing and linear CTO color correction, 7 dichroic colors, 7 rotating interchangeable glass and 7 interchangeable metal gobos, 4 rotating framing blades, full 360° bi-directional animation wheel, 8-facet and linear rotating prisms and prism macros, frost filter, motorized focus and auto-focus, high speed iris, shutter, and strobe, electronic dimming and variable dimming curve modes, DMX, RDM, Art-NET, and sACN protocol support, Elation's E-FLY, 5pin XLR, RJ45 etherCON, and powerCON TRUE1 in/out connections, full color 180° reversible menu display, and a multi-voltage universal auto switching power supply (100-240v).



- 600W COOL WHITE 22,000 LUMEN LED PROFILE LUMINAIRE
- 7° TO 53° MOTORIZED ZOOM
- FULL CMY COLOR MIXING & LINEAR CTO COLOR CORRECTION
- 8-FACET AND LINEAR ROTATING PRISMS
- 4 ROTATING FRAMING BLADE SYSTEM
- FULL 360° BI-DIRECTIONAL ANIMATION WHEEL

SOURCE
600W Cool White (8,000K) LED
22,200K Total Lumens
50,000 Hour Average LED

PHOTOMETRIC DATA
TBA

EFFECTS
8-Facet and Linear Rotating Prisms
360° Full Bi-Directional Animation Wheel
Wash Frost Filter
Iris: 5% - 100%
Strobe: 1-18fps
Dimming: 0% - 100%
Variable Dimming Curve Modes

COLOR
7 Dichroic Colors + White (Open)
CMY Color Mixing and Linear CTO Color Correction

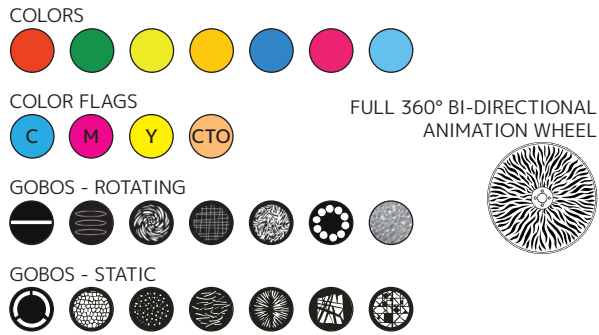
GOBOS
2 Gobo Wheels
7 Interchangeable / Rotating / Indexing Glass & Metal Gobos
7 Static-Stamped / Indexing Metal Gobos

CONTROL / CONNECTIONS
Multiple DMX Channel Modes
RDM (Remote Device Management)
6 Button Touch Control Panel
Full Color 180° Reversible LCD Menu Display
Battery Powered Menu Display
8 / 16 Bit Resolution
Adjustable Movement
5-pin DMX In/Out
etherCON (RJ45) In/Out (Art-NET and sACN)
powerCON TRUE1 Power In/Out
USB Firmware Upload Port
Internal E-FLY™ Wireless DMX Receiver

SIZE / WEIGHT
Length: TBA
Width: TBA
Vertical Height: TBA
Weight: TBA

ELECTRICAL / THERMAL
AC 100-240V - 50/60Hz
TBA Max Power Consumption
-13°F to 113°F (-25°C to 45°C)

APPROVALS / RATINGS
CE | IP20



- Preliminary -



SATURA PROFILE

CODE: 1237000118 | SKU: SAT601

The Satura Profile™ features a 440W LED Cool White LED engine, delivering a total of 20,000 lumens, 11° to 38° zoom, full CMY color mixing and CTO, 7 dichroic colors, 6 rotating-interchangeable glass and 7 static-stamped metal gobos, 4-blade framing shutter system, 3-facet rotating prism, frost filter, motorized iris and focus, variable dimming curves, high speed electronic shutter and strobe, hibernation mode, DMX, RDM and Art-NET support, 5pin XLR, and RJ45 ethernet in/out connections, PowerCon in, full color 180° reversible menu display with 6 button touch control panel, battery backup for display power, flicker free operation for TV and FILM and a multi-voltage universal auto switching power supply.



- 440W COOL WHITE 20,000 LUMEN LED SPOT LUMINAIRE
- 11° TO 38° MOTORIZED ZOOM
- 4-BLADE FRAMING SHUTTER SYSTEM
- FULL CMY COLOR MIXING AND CTO
- 3-FACET ROTATING PRISM AND FROST FILTER
- DMX, RDM, KLINGNET™ AND ART-NET SUPPORT

SOURCE

440W Cool White 20,000 Lumen LED Engine
50,000 Hour Average LED Life

PHOTOMETRIC DATA

48,160 LUX 4,474 FC @8.2'
(2.5m) (12° Full ON)
6,100 LUX 567 FC @8.2'
(2.5m) (38° Full ON)

EFFECTS

11° - 38° Motorized Zoom
4-Blade Framing Shutter System
3-Facet Rotating Prism and Prism Macros
Frost Filter Hybrid Wash Effect
Motorized Zoom, Iris and Focus
High Speed Electronic Shutter and Strobe
Variable Dimming Curves

COLOR

7 Dichroic Colors
Full CMY Color Mixing
Linear CTO Color Correction

GOBO

(6) Interchangeable Rotating / Indexing Glass Gobos

(7) Interchangeable Static-Stamped Metal Gobos

CONTROL / CONNECTIONS

(3) DMX Channel Modes
(33 / 35 / 54)
RDM (Remote Device Management)
6 Button Touch Control Panel
Full Color 180° Reversible LCD Menu Display
8 / 16 Bit Resolution
Adjustable Movement
3pin and 5pin DMX In/Out
RJ45 Ethernet In/Out (KlingNET™ / Art-NET)
powerCON Power In

SIZE / WEIGHT

Length: 17.7" (450mm)
Width: 20.7" (525mm)
Vertical Height: 29.3" (745mm)
Weight: 75.0 lbs. (34.0kg)

ELECTRICAL / THERMAL

AC 100-240V - 50/60Hz
650W Max Power Consumption

APPROVALS / RATINGS

cETLus
IP20

COLORS



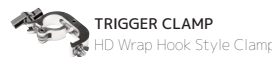
COLOR FLAGS



GOBOS - ROTATING

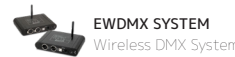


GOBOS - STATIC



TRIGGER CLAMP

HD Wrap Hook Style Clamp



EWDMMX SYSTEM


Wireless DMX System



RAYZOR 360Z

CODE: 1237000156 | SKU: RAY552

The RAYZOR 360Z™ is a brilliant compact beam moving effect luminaire with (3) 60W Osram™ RGBW LEDs. Features include 8° to 77° motorized zoom, fast and precise 16-bit continuous full 360° pan and tilt rotation, pixel control, adjustable color temperature (2,700K - 8,000K), electronic strobe, dimmer, and selectable dimming curve effects, DMX, RDM (Remote Device Management), and Art-NET support, 5pin XLR, RJ45 EtherCON, and PowerCON TRUE1 in/out connections, (7) button control full color 180° reversible menu display, multiple unit power linking, flicker free operation for TV and FILM, and a multi-voltage universal auto switching power supply (100-240v).



- COMPACT BEAM MOVING EFFECT LUMINAIRE WITH ZOOM
- (3) 60W OSRAM™ RGBW LEDs
- 8° TO 77° MOTORIZED ZOOM AND PIXEL CONTROL
- FAST AND PRECISE 16-BIT CONTINUOUS 360° PAN/TILT ROTATION
- LINEAR COLOR TEMPERATURE PRESETS (2,700 - 8,000K)
- DMX, RDM, ART-NET, SACN SUPPORT

SOURCE

(3) 60W Osram™ RGBW LEDs
50,000 Hour Average LED Life

PHOTOMETRIC DATA

28,020 LUX 2,603 FC @6.6' (2m)
(8° Min Zoom) Full ON
545 LUX 51 FC @6.6' (2m)
(77° Max Zoom) Full ON

EFFECTS

8° - 77° Beam Angle Zoom
Linear Color Temperature Presets
(2,700 - 8,000K)
RGBW Color Mixing and Pixel Control
8 Color Presets and 8 Chase Macros
Electronic Strobe and
Variable Dimming Curves

COLOR

RGBW

CONTROL / CONNECTIONS

(3) DMX Channel Modes
(20 / 26 / 32)
360° Continuous Pan and
Tilt Movement
Adjustable Refresh Rate
(900-25,000 (Hz)
Adjustable Gamma Brightness
(2.0, 2.2, 2.4, 2.8)

(6) Button Touch Control Panel
8 / 16 Bit Resolution
Adjustable Movement
Full Color 180° Reversible LCD
Menu Display
5pin XLR DMX In/Out
RDM (Remote Device Management)
RJ45 etherCON In/Out
(Art-NET, sACN)
powerCON TRUE1 Power In/Out

SIZE / WEIGHT

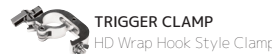
Length: 11.0" (280.6mm)
Width: 7.9" (199.5mm)
Vertical Height: 16.6" (422.1mm)
Weight: 17 lbs. (7.7 kg)

ELECTRICAL / THERMAL

AC 100-240V - 50/60Hz
300W Max Power Consumption
5F to 113°F (-15°C to 45°C)

APPROVALS / RATINGS

CE
IP20



TRIGGER CLAMP
HD Wrap Hook Style Clamp



EWDMX SYSTEM
Wireless DMX System



FUZE WASH Z120

CODE: 1237000145 | SKU: FUZ024

The FUZE WASH Z120™ is a single source par moving head luminaire with a 120W Quad Color RGBW COB LED. Features 7° to 55° motorized zoom, pan and tilt, RGBW color mixing, electronic strobe and selectable dimming curve effects, DMX and RDM (remote device management) protocol support, DMX and power in/out connections, LCD menu display with 7 button control panel, multiple unit power linking, flicker free operation for TV and FILM, and a multi-voltage universal auto switching power supply (110-240v).



- 120W RGBW COB LED MOVING HEAD WASH LUMINAIRE
- RGBW COLOR MIXING
- 7° TO 55° WIDE MOTORIZED ZOOM RANGE
- VARIABLE DIMMING CURVES
- RDM (REMOTE DEVICE MANAGEMENT)
- FLICKER FREE OPERATION FOR TV AND FILM

SOURCE
120W RGBW COB LED
100,000 Hour Average LED Life

PHOTOMETRIC DATA
10,640 LUX 988 FC @9.8'
(3m) (7° Full ON)
692 LUX 64 FC @9.8' (3m)
(55° Full ON)

COLOR
RGBW


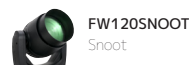
EFFECTS
RGBW Color Mixing
7° - 55° Beam Zoom Range
Electronic Strobe, Dimming
and Variable Dimming Curves
64 Color Presets and 14 Unique
Color Macros

CONTROL / CONNECTIONS
4 DMX Channel Modes
(19 Total Channels)
7 Button Control Panel and
LCD Menu Display
RDM (Remote Device Management)
3pin/5pin DMX and
powerCON In/Out

SIZE / WEIGHT
Length: 13.3" (338mm)
Width: 9.0" (229mm)
Vertical Height: 18.2" (466mm)
Weight: 22 lbs. (10 kg)

ELECTRICAL / THERMAL
AC 110-240V - 50/60Hz
157W Max Power Consumption
Multiple Unit Power Linking
5°F to 113°F (-15°C to 45°C)


APPROVALS / RATINGS
CE
IP30



FUZE WASH 575

SKU: FUZ761

Fuze Wash 575™ is a single source par moving head luminaire with a high output 350W Cool White / Daylight 6,800K 95CRI COB LED engine, 11° to 40° motorized zoom, smooth 16-bit pan and tilt movement, electronic strobe and selectable dimming curve effects, DMX and RDM (remote device management) protocol support, 5pin DMX and powerCON TRUE1 in/out connections, LCD menu display with 7 button control panel, multiple unit power linking, flicker free operation for TV and FILM, and a multi-voltage universal auto switching power supply (100-240v).



- COOL WHITE / DAYLIGHT SINGLE SOURCE PAR MOVING HEAD
- HIGH OUTPUT 95CRI 6,800K COB LED
- 11° TO 40° MOTORIZED ZOOM
- SMOOTH 16-BIT PAN AND TILT MOVEMENT
- VARIABLE DIMMING CURVE MODES
- FLICKER FREE OPERATION FOR TV AND FILM

SOURCE
350W 95CRI 6,800K Cool White / Daylight COB LED
50,000 Hour Average LED Life*

PHOTOMETRIC DATA
35,425 LUX 3,291 FC @6.6' (2m) (11° Full On)
6,502 LUX 604 FC @6.6 (2m) (40° Full On)

EFFECTS
11° - 40° Motorized Zoom
Electronic Strobe
Variable Dimming Curve Modes


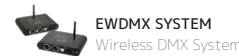

COLOR
Cool White / Daylight

CONTROL / CONNECTIONS
2 DMX Channel Modes (11 Total Channels)
7 Button Control Panel and LCD Menu Display
Smooth 16-Bit Pan and Tilt Movement
RDM (Remote Device Management)
5pin DMX and powerCON TRUE1 In/Out

SIZE / WEIGHT
Length: 13.3" (337.7mm)
Width: 9.0" (228.8mm)
Vertical Height: 18.33" (465.7mm)
Weight: 27.0 lbs. (12.2kg)

ELECTRICAL / THERMAL
AC 100-240V - 50/60Hz
425W Max Power Consumption
Multiple Unit Power Linking
5°F to 113°F (-15°C to 45°C)


APPROVALS / RATINGS
CE | IP30



FUZE WASH Z350

CODE: 1236100152 | SKU: FUZ035

The FUZE WASH Z350™ is a single source par moving head luminaire featuring a 350W Quad Color RGBW COB LED, 6° to 46° motorized zoom, pan and tilt, RGBW color mixing, variable dimming curve and strobe effects, DMX and RDM (remote device management) protocol support, DMX and power in/out connections, LCD menu display with 7 button control panel, multiple unit power linking, flicker free operation for TV and FILM, and a multi-voltage universal auto switching power supply (110-240v).



- 350W RGBW COB LED MOVING HEAD WASH LUMINAIRE
- RGBW COLOR MIXING
- 6° TO 46° WIDE MOTORIZED ZOOM RANGE
- VARIABLE DIMMING CURVES
- MULTIPLE UNIT POWER LINKING
- RDM (REMOTE DEVICE MANAGEMENT)

SOURCE

350W RGBW COB LED
100,000 Hour Average LED Life

PHOTOMETRIC DATA

60,280 LUX 5,600 FC @6.6'
(2m) (6° Full ON)
3,735 LUX 347 FC @6.6' (2m)
(46° Full ON)

COLOR

RGBW

EFFECTS

RGBW Color Mixing
6° to 46° Beam Zoom Range
Electronic Strobe, Dimming and
Variable Dimming Curves
64 Color Presets and 14 Unique
Color Macros

CONTROL / CONNECTIONS

4 DMX Channel Modes
(19 Total Channels)
7 Button Control Panel and
LCD Menu Display
RDM (Remote Device Management)
3pin/5pin DMX and powerCON In/Out

SIZE / WEIGHT


Length: 16.3" (414mm)
Width: 11.6" (294mm)
Vertical Height: 18.0" (461mm)
Weight: 45 lbs. (20.4 kg)

ELECTRICAL / THERMAL

AC 110-240V - 50/60Hz
399W Max Power Consumption
Multiple Unit Power Linking
5°F to 113°F (-15°C to 45°C)

APPROVALS / RATINGS

CE
IP30




	Spot	Beam	Wash	Lamp	LED	Watt	Color Temp	Lumens	Average Life Hrs	Max Power	Multi Voltage	Fixed Beam Angle	Zoom Range	Auto Focus	Frost Filter	Animation Wheel	Iris
Proteus Beam	-	✓	-	Philips™ MSD Platinum 14R	-	280	7,800	12,000	1,500	500	✓	2.5°	✓	✓	✓	-	-
Proteus Hybrid	✓	✓	✓	Philips™ MSD Platinum 21R	-	470	8,000	23,000	TBA	700	✓	-	✓	✓	✓	✓	-
Emotion	✓	-	-	UHP 240W Lamp	-	240	6,700K	4,000	3,000	350	✓	-	✓	-	-	-	-
Sniper Pro	-	✓	-	Philips™ MSD Platinum 14R	-	280	7,800	12,000	2,000	460	✓	2.5°	-	-	-	✓	-
Platinum Beam 5R Extreme	-	✓	-	Philips™ MSD Platinum 5R	-	189	8,000	7,950	3,000	350	✓	3°	-	✓	✓	-	-
Platinum HFX	✓	✓	✓	Philips™ MSD Platinum 14R	-	280	7,800	12,000	2,000	450	✓	-	10° - 34°	✓	✓	-	-
Platinum FLX	✓	✓	✓	Philips™ MSD Platinum 20R	-	470	7,800	23,000	1,500	740	✓	-	6° - 42°	✓	✓	✓	-
Dartz 360	-	✓	-	-	RGB	50	-	TBA	50,000	130	✓	3°	-	-	-	-	-
E Spot III	✓	-	-	-	Cool White	90	6,500	4,500	20,000	180	✓	19°	-	-	✓	-	✓
Platinum Spot LED II	✓	-	-	-	Cool White	135	6,500	5,000	60,000	230	✓	17°	-	-	✓	-	✓
Platinum Spot III	✓	-	-	-	Cool White	230	8,500	7,200	60,000	350	✓	-	16° - 32°	-	✓	✓	✓
Artiste DaVinci	✓	-	-	-	Cool White	270	8,000	12,000	50,000	470	✓	-	6° - 48°	✓	✓	✓	✓
Artiste Dali	✓	✓	-	-	CW LED - Laser Phosphor Engine	380	8,000	14,000	50,000	TBA	✓	-	3° - 8° BM 8° - 43° SP	✓	✓	✓	✓
Artiste Picasso				-	Cool White	600	8,000	22,000	50,000	TBA	✓	-	7° - 53°	✓	✓	✓	✓
Satura Profile	✓	-	-	-	Cool White	440	6,500	13,000	50,000	650	✓	-	11° - 38°	✓	✓	-	✓
Rayzor 360Z	-	✓	✓	-	RGBW	3x 60	2,700 - 8,000K	TBA	50,000	350	✓	-	5° - 50°	-	-	-	-
Fuze Wash Z120	-	-	✓	-	RGBW	120	-	TBA	100,000	160	✓	-	7° - 55°	-	-	-	-
Fuze Wash 575	-	-	✓	-	Cool White + Daylight 6,800K	350	-	TBA	100,000	425	✓	-	11° - 40°	-	-	-	-
Fuze Wash Z350	-	-	✓	-	RGBW	350	-	TBA	100,000	382	✓	-	6° - 46°	-	-	-	-
Platinum Seven	-	-	✓	-	RGBAW+Cyan+UV	19x 25	2,700 - 8,000K	TBA	50,000	600	✓	-	5° - 50°	-	-	-	-
Platinum 1200 Wash	-	✓	✓	-	RGBW	19x 25	2700K - 8000K	TBA	50,000	2,000	✓	-	8° - 77°	-	-	-	-
ZCL 360i	-	✓	-	-	RGBW	90	-	TBA	100,000	101	✓	-	4° - 44°	-	-	-	-
ZCL 360 Bar	-	✓	-	-	RGBW	5x 60	-	TBA	100,000	530	✓	-	4° - 44°	-	-	-	-
ACL 360i	-	✓	-	-	RGBW	60	8,000	TBA	100,000	110	✓	4°	-	-	-	-	-
ACL 360 Bar	-	✓	-	-	RGBW	7x 15	8,000	TBA	100,000	135	✓	31°	-	-	-	-	-
ACL 360 Roller	-	✓	-	-	RGBW	20x 15	8,000	TBA	100,000	280	✓	21°	-	-	-	-	-
ACL 360 Matrix	-	✓	✓	-	RGBW	25x 15	8,000	TBA	100,000	425	✓	14°	-	-	-	-	-

	Framing Shutter System	Rotating Gobos	Static Gobos	Prisms	Color Mixing	Linear CTO	Color Wheel	CTO + CTB Filter	Max DMX Channels	Art-Net	KlingNet	LxWxH (mm)	Weight (lbs/kgs)	eTLus	CE
Proteus Beam	-	8	13	5, 32 Facet, Prism Macros	CMY, CTO +CTB	✓	✓	✓	28	✓	-	445 x 454 x 679	77 35	✓	✓
Proteus Hybrid	-	8	14	8 Facet, Linear Rotating Prisms	CMY, CTO +CTB	✓	✓	✓	TBA	✓	-	445 x 572 x 800	84 38	✓	✓
Emotion	-	✓	✓	-	CMY + RGB	-	✓	-	54	✓	-	480 x 382 x 569	44 20	✓	✓
Sniper Pro	-	-	20	3, 8 Facet, Linear Rotating Prisms	CMY	-	✓	-	27	-	-	408 x 353 x 351	29 13.2	✓	✓
Platinum Beam 5R Extreme	-	8	-	8 Facet	CTO +CTB	-	✓	✓	18	-	-	352 x 329 x 509	44 20	✓	✓
Platinum HFX	-	8	12	8, 10 Facet	RGBY + CTO+CTB	-	✓	✓	26	✓	✓	406 x 292 x 686	50 22.7	✓	✓
Platinum FLX	-	8	6	6 Linear, 8 Facet	CMY + CTO + CTB	✓	✓	✓	37	✓	✓	466 x 532 x 762	75 34	✓	✓
Dartz 360	-	-	15	Linear + 8 Facet Rotating Prism	RGB	-	-	-	25	✓	-	196 x 276 x 462	28.2 12.8	-	✓
E Spot III	-	7	-	3 Facet, Linear	-	-	✓	-	20	-	-	301 x 243 x 435	23 10.4	✓	✓
Platinum Spot LED II	-	7	7	3 Facet, Infinity Rotating	-	-	✓	-	22	-	-	357 x 335 x 526	35.3 16	✓	✓
Platinum Spot III	-	7	7	3 Facet, Prism Macros	-	-	✓	-	27	-	-	375 x 384 x 601	46 20.8	-	✓
Artiste DaVinci	-	6	9	3 Facet, Linear Prism Macros	CMY + CTO + CTB	✓	✓	✓	40	✓	✓	416 x 284 x 645	56 25.4	✓	✓
Artiste Dali	-	6	11	5 Facet, Linear Rotating Gobos	CMY+ CTO + CTB	✓	✓	✓	41	✓	✓	418.3 x 284.4 x 745.4	TBA	-	-
Artiste Picasso	-	7	7	8 Facet, Linear	CMY+ CTO	✓	✓	CTO	TBA	✓	✓	TBA	TBA	-	-
Satura Profile	✓	6	7	3 Facet	CMY + CTO	✓	✓	CTO	54	✓	✓	450 x 525 x 745	75 34	✓	✓
Rayzor 360Z	-	-	-	-	RGBW	-	-	-	32	✓	✓	280.6 x 199.5 x 422.1	17 7.7	-	✓
Fuze Wash Z120	-	-	-	-	RGBW	-	-	-	19	-	-	338 x 229 x 466	22 10	✓	✓
Fuze Wash 575	-	-	-	-	Cool White + Daylight COB	-	-	-	11	-	-	337.7 x 228.8 x 465.7	27 12.2	-	-
Fuze Wash Z350	-	-	-	-	RGBW	-	-	-	19	-	-	414 x 294 x 461	45 20.4	✓	✓
Platinum Seven	-	-	-	-	RGBWA + Cyan + UV	-	-	-	40	-	-	418.1 x 284.4 x 558.9	47 21.3	✓	✓
Platinum 1200 Wash	-	-	-	-	RGBW	-	-	--	93	✓	✓	533 x 410 x 658	86 39	-	✓
ZCL 360i	-	-	-	-	RGBW	-	-	-	21	✓	✓	221.1 x 186 x 336	13 5.9	✓	✓
ZCL 360 Bar	-	-	-	-	RGBW	-	-	-	37	✓	✓	637.8 x 260 x 459	53 24	✓	✓
ACL 360i	-	-	-	-	RGBW	-	-	-	20	✓	✓	222 x 186 x 330	11.5 5.2	✓	✓
ACL 360 Bar	-	-	-	-	RGBW	-	-	-	43	✓	✓	575 x 184 x 258	22 10	✓	✓
ACL 360 Roller	-	-	-	-	RGBW	-	-	-	95	✓	✓	480.7 x 260 x 541	44 20	✓	✓
ACL 360 Matrix	-	-	-	-	RGBW	-	-	-	115	✓	✓	481 x 350 x 583	42 19	✓	✓

PLATINUM SEVEN

CODE: 1237000143 | SKU: EPS701

The Platinum SEVEN™ is a patent pending high power 7 color wash luminaire, featuring (19) 25W multi-chip LEDs including RGBWA, Cyan, and UV. Features include a fast 5° to 50° beam angle zoom range, advanced high efficiency low noise cooling and movement control systems, silent mode which reduces fan noise by over 25% decibels, (3) pixel ring control, color-pixel zone and color preset macro effects, CRI presets (85, 90, 95), linear color temperature presets (2,700 - 8,000K), linear dimming and selectable dimming curves, flicker free operation for TV and FILM, adjustable refresh rate frequency and GAMMA brightness, DMX, RDM, KlingNET™, Art-NET, and sACN support, 5pin DMX, RJ45 Ethernet, and powerCON TRUE1 in/out connections.



- PATENT PENDING HIGH POWER 7 COLOR WASH LUMINAIRE
- (19) 25W MULTI-CHIP LEDS (RGBW+AMBER+CYAN+UV)
- 5° - 50° BEAM ANGLE ZOOM RANGE
- ADVANCED COOLING AND MOVEMENT CONTROL SYSTEMS
- (3) PIXEL RING CONTROL & COLOR-PIXEL RING MACRO
- LINEAR COLOR TEMPERATURE PRESETS (2,700 - 8,000K)

SOURCE

(19) 25W Multi-Chip LEDs
50,000 Hour Average LED Life

PHOTOMETRIC DATA

38,500 LUX 3,577 FC @3.3' (1m)
(5° Min Zoom) Full ON
6,670 LUX 620 FC @3.3' (1m)
(50° Max Zoom) Full ON

EFFECTS

5° - 50° Beam Angle Zoom
(3) Zone Ring Control
Color-Pixel Ring and Color
Preset Macros
CRI Presets (85, 90, 95)
Linear Color Temperature Presets
(2,700 - 8,000K)
Electronic Strobe (1-25 fps)
Linear Dimming 0-100% +
Selectable Dimming Curves

COLOR

RGBW + AMBER + CYAN
+ UV (7 Colors)
Even and Smooth Color Mixing

CONTROL / CONNECTIONS

(3) DMX Channel Modes
(24 / 31 / 40)
Adjustable LED Refresh Frequency

Adjustable LED Gamma Brightness
Silent Mode
RDM (Remote Device Management)
6 Button Touch Control Panel
Full Color 180° Reversible
LCD Menu Display
8 / 16 Bit Resolution Adjustable
Movement
5pin DMX In/Out
RJ45 Ethernet In/Out
(Art-NET, sACN)
powerCON TRUE1 Power In/Out

SIZE / WEIGHT

Length: 16.5" (418.1mm)
Width: 11.2" (284.4mm)
Vertical Height: 22.0" (558.9mm)
Weight: 47.0 lbs. (21.3 kg)

ELECTRICAL / THERMAL

AC 100-240V - 50/60Hz
Max Power Consumption: 600W
14°F to 113°F (-10°C to 45°C)

APPROVALS / RATINGS


cETLus
IP20



TRIGGER CLAMP
HD Wrap Hook Style Clamp



EWDMX SYSTEM
Wireless DMX System



PLATINUM 1200 WASH

CODE: 1237000153 | SKU: EPW901

The Platinum 1200 Wash™ is an extremely bright LED color wash moving head luminaire with (19) 60W Osram™ multi-chip RGBW LEDs, which produces color washes on par with 1500W discharge fixtures. Features include 8° to 77° motorized zoom, advanced cooling and movement control, 8/16-bit color mixing, full pixel and pixel ring control, adjustable linear color temperature, electronic strobe, pulse, and selectable dimming curve effects, adjustable LED refresh rate and gamma brightness for flicker free operation for TV and FILM, DMX, RDM, Art-NET, and sACN protocol support, powerCON 32A power in, 5pin XLR and RJ45 etherCON in/out connections, and a(6) button control full color 180° reversible menu display.



- HIGH POWER RGBW COLOR WASH MOVING HEAD LUMINAIRE
- COLOR OUTPUT ON PAR WITH 1500W DISCHARGE FIXTURES
- ADVANCED COOLING AND MOVEMENT CONTROL SYSTEMS
- (19) 60W OSRAM™ MULTI-CHIP LEDS (RGBW)
- 8° - 77° BEAM ANGLE ZOOM
- RGBW COLOR MIXING, FULL PIXEL AND PIXEL RING CONTROL

SOURCE

(19) 60W Osram™ Multi-Chip LEDs
50,000 Hour Average LED Life

PHOTOMETRIC DATA

41,730 LUX 3,877 FC @16.4 ft
(5m) (8° Min Zoom) Full ON
3,637 LUX 338 FC @16.4 ft (5m)
(77° Min Zoom) Full ON

EFFECTS

8° - 77° Beam Angle Zoom
Linear Color Temperature Presets
(2,700 - 8,000K)
RGBW Color Mixing, Full Pixel
and Pixel Ring Control
Color-Pixel Ring, Color Preset,
and Chase Macros
Electronic Strobe and Selectable
Dimming Curve Modes

COLOR

RGBW

CONTROL / CONNECTIONS

(3) DMX Channel Modes
(93 total channels)
Adjustable Refresh Rate
(900-25,000 (Hz)
Adjustable Gamma Brightness
(2.0, 2.2, 2.4, 2.8)

(6) Button Touch Control Panel
8 / 16 Bit Resolution Adjustable
Movement
DMX, RDM, Art-NET, and sACN
Protocol Support
Full Color 180° Reversible
LCD Menu Display
5pin XLR DMX In/Out
RJ45 etherCON In/Out
powerCON 32A Power In

SIZE / WEIGHT


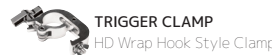
Length: 21.0" (533mm)
Width: 16.1" (410mm)
Vertical Height: 25.9" (658mm)
Weight: 86.0 lbs. (39 kg)

ELECTRICAL / THERMAL

AC 100-240V - 50/60Hz
2000W Max Power Consumption
14°F to 113°F (-10°C to 45°C)

APPROVALS / RATINGS

CE | IP20



ELATION
PROFESSIONAL

ZCL 360i

CODE: 1236100147 | SKU: ZCL301

The ZCL 360i is a powerful single beam moving effect luminaire with zoom featuring a single 90W RGBW 4-in-1 LED and the new advanced collimator optic lens, which produces a laser-like homogenized 4° color-changing beam. Features 4° to 44° motorized zoom, fast and precise 16-bit continuous full 360° pan and tilt rotation, electronic strobe, dimmer, and selectable dimming curve effects, DMX, RDM, KlingNET™, and Art-NET support, 5pin XLR, RJ45 etherCON, and powerCON in/out connections, (7) button control full color 180° reversible menu display, multiple unit power linking, flicker free operation, and a multi-voltage universal auto switching power supply (100-240v).



- POWERFUL 4° SINGLE BEAM MOVING EFFECT LUMINAIRE WITH ZOOM
- 90W RGBW 4-IN-1 LED
- 4° TO 44° MOTORIZED ZOOM
- NEW ADVANCED COLLIMATOR OPTIC LENS
- FAST AND PRECISE 16-BIT CONTINUOUS 360° PAN/TILT ROTATION

SOURCE

90W RGBW 4-in-1 LED
100,000 Hour Average LED Life

PHOTOMETRIC DATA

11,123 LUX 1,033 FC @9.8'
(3m) (4° Min Zoom) Full ON
483 LUX 45 FC @9.8' (3m)
(44° Max Zoom) Full ON

COLOR

RGBW

EFFECTS

RGBW Color Mixing
4° - 44° Beam Zoom Range
Variable Dimming Curves
Electronic Strobe and Dimming (0% - 100%)
64 Color Presets and 14 Unique Color Macros

CONTROL / CONNECTIONS

(3) DMX Channel Modes
(21 Total Channels)
RDM (Remote Device Management)
(7) Button Touch Control Panel
Full Color 180° Reversible LCD Menu Display
8 / 16 Bit Resolution
Adjustable Movement

5pin XLR In/Out
RJ45 etherCON In/Out (KlingNET™ / Art-NET)
powerCON Power In/Out

SIZE / WEIGHT



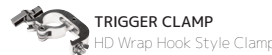
Length: 8.74" (222.1mm)
Width: 7.31" (186mm)
Vertical Height: 13.22" (336mm)
Weight: 13 lbs. (5.9 kg)

ELECTRICAL / THERMAL

AC 100-240V - 50/60Hz
101W Max Power Consumption
5F to 113°F (-15°C to 45°C)

APPROVALS / RATINGS

cETLus
IP30



ZCL 360 BAR

CODE: 1236100148 | SKU: ZCL312

The ZCL 360 BAR™ is a versatile moving zoom bar effect luminaire featuring (5) individual 60W RGBW 4-in-1 LEDs and a zoom range from 4° to 44°. It features fast and precise 16-bit continuous full 360° pan and tilt rotation, full individual pixel control, variable dimming curves, DMX, RDM (Remote Device Management), KlingNET™ and Art-NET (DMX over Ethernet) support, 3pin and 5pin DMX in/out, RJ45 etherCON in/out, and powerCON in connections, flicker free operation for TV and Film, 6 button control full color 180° reversible menu display, 550W max power consumption and a multi-voltage universal auto switching power supply (100-240V).



- VERSATILE MOVING ZOOM BAR EFFECT LUMINAIRE
- 5 PIXEL CONTROLLED 60W QUAD LEDS
- CONTINUOUS PAN AND TILT ROTATION
- WIDE 4° TO 44° ZOOM RANGE
- USING ZOOMING COLLIMATOR LENSES
- KLINGNET AND ART-NET (DMX OVER ETHERNET) SUPPORT

SOURCE

(5) 60W RGBW 4-in-1 LED
100,000 Hour Average LED Life

PHOTOMETRIC DATA

25,230 LUX 2,344 FC @9.8'
(3m) (4° Min Zoom) Full ON
819 LUX 76 FC @9.8' (3m)
(44° Max Zoom) Full ON

COLOR

RGBW

EFFECTS

RGBW Color Mixing
Pixel Control
4° - 44° Beam Zoom
Electronic Strobe and Dimming
Variable Dimming Curves
64 Color Presets and 14 Unique
Program Macros

CONTROL / CONNECTIONS

(3) DMX Channel Modes
(37 Total Channels)
RDM (Remote Device Management)
(7) Button Touch Control Panel
Full Color 180° Reversible LCD
Menu Display
8 / 16 Bit Resolution
Adjustable Movement

3pin/5pin XLR DMX In/Out
RJ45 etherCON In/Out
(KlingNET™ / Art-NET)
powerCON Power In/Out

SIZE / WEIGHT

Length: 25.11" (637.8mm)
Width: 10.24" (260mm)
Vertical Height: 18.07" (459mm)
Weight: 53.0 lbs. (24.0 kg)

ELECTRICAL / THERMAL

AC 100-240V - 50/60Hz
530W Max Power Consumption
5F to 113°F (-15°C to 45°C)

APPROVALS / RATINGS


cETLus
IP30



TRIGGER CLAMP
HD Wrap Hook Style Clamp



EWDMX SYSTEM
Wireless DMX System



ACL 360i

CODE: 1237000138 | SKU: ACL078

The ACL 360i™ is an amazing single beam moving effect luminaire featuring a single 60W RGBW 4-in-1 LED and the advanced collimator optic lens, which produces a laser-like homogenized 4° color-changing beam. Features 10 and 45 degree frost lens options (included), fast and precise 16-bit continuous full 360° pan and tilt rotation, strobe, and selectable dimming curve effects, DMX, RDM (Remote Device Management), KlingNet™ and Art-NET support, 5pin XLR, powerCON, and RJ45 ethernet in/out connections, (6) button control full color 180° reversible menu display, 110W max power consumption, and a multi-voltage universal auto switching power supply (100-240v).



- UNIQUE MOVING HEAD EFFECT LUMINAIRE
- NEW ADVANCED COLLIMATOR OPTIC LENS
- (20) PIXEL CONTROLLED 15W RGBW 4-IN-1 LEDS
- 4° LASER-LIKE HOMOGENIZED COLOR CHANGING BEAMS
- FAST AND PRECISE 16-BIT CONTINUOUS 360° PAN/TILT ROTATION
- DMX, RDM, KLINGNET™ AND ART-NET SUPPORT

SOURCE
60W RGBW 4-in-1 LED
100,000 Hour Average LED Life

PHOTOMETRIC DATA
30,601 LUX 2,843 FC @6.6' (2m)
12,955 LUX 1,204 FC @9.8' (3m)
7,687 LUX 714 FC @13.1' (4m)
5,112 LUX 475 FC @16.4' (5m)

EFFECTS
Strobe and Selectable
Dimming Curves
Color Macros




COLOR
RGBW

CONTROL / CONNECTIONS
(3) DMX Channel Modes
(16 / 18 / 20)
RDM (Remote Device Management)
6 Button Touch Control Panel
Full Color 180° Reversible LCD
Menu Display
8 / 16 Bit Resolution
Adjustable Movement
5pin DMX In/Out
RJ45 Ethernet In/Out
(KlingNET™ / Art-NET)
powerCON Power In/Out

SIZE / WEIGHT
Length: 8.7" (222mm)
Width: 7.3" (186mm)
Vertical Height: 13.0" (330mm)
Weight: 11.5 lbs. (5.2 kg)

ELECTRICAL / THERMAL
AC 100-240V - 50/60Hz
110W Max Power Consumption
5F to 113°F (-15°C to 45°C)

APPROVALS / RATINGS
cETLus
IP30



ACL 360 BAR™

CODE: 1237000120 | SKU: ACL013

The ACL 360 BAR™ is a versatile moving bar effect luminaire featuring (7) individual 15W RGBW 4-in-1 LEDs and the new advanced collimator optic lens, which combined produce a laser-like homogenized 4° color-changing beam from each lens which combined produce a 31° beam angle. Features include fast and precise 16-bit continuous full 360° pan and tilt rotation, full individual pixel control, strobe, and selectable dimming curve effects, DMX, RDM, KlingNET™ and Art-NET support, 3/5pin XLR, powerCON, and RJ45 ethernet in/out connections, (6) button control full color 180° reversible menu display, 135W max power consumption, and a multi-voltage universal auto switching power supply.



- VERSATILE 31° BEAM MOVING BAR EFFECT LUMINAIRE
- NEW ADVANCED COLLIMATOR LENS
- (7) PIXEL CONTROL RGBW 4-IN1 LEDs
- LASER-LIKE HOMOGENIZED 4° COLOR CHANGING BEAMS
- FAST AND PRECISE 16-BIT CONTINUOUS 360° PAN/TILT ROTATION
- DMX, RDM, KLINGNET™ AND ART-NET SUPPORT

SOURCE

(7) 15W RGBW 4-in-1 LEDs
100,000 Hour Average Lamp Life

PHOTOMETRIC DATA

(31° Full ON)
44,440 LUX 4,128 FC @3.3' (1m)
25,260 LUX 2,347 FC @6.6' (2m)
15,430 LUX 1,433 FC @9.8' (3m)
10,960 LUX 1,018 FC @13.1' (4m)
8,081 LUX 751 FC @16.4' (5m)

EFFECTS

Individual Pixel Control
Strobe and Selectable Dimming Curves

COLOR

RGBW

CONTROL / CONNECTIONS

(3) DMX Channel Modes
(17 / 19 / 43)
RDM (Remote Device Management)
6 Button Touch Control Panel
Full Color 180° Reversible
LCD Menu Display
8 / 16 Bit Resolution
Adjustable Movement
3pin/5pin DMX In/Out
RJ45 Ethernet In/Out

(KlingNET™ / Art-NET)
powerCON Power In/Out

SIZE / WEIGHT

Length: 22.6" (575mm)
Width: 7.2" (184mm)
Vertical Height: 10.2" (258mm)
Weight: 22.0 lbs. (10 kg)

ELECTRICAL / THERMAL

AC 100-240V - 50/60Hz
135W Max Power Consumption
5F to 113°F (-15°C to 45°C)

APPROVALS / RATINGS



cETLus
IP30



TRIGGER CLAMP
HD Wrap Hook Style Clamp



DRC360BAR
Touring Quad case



ACL 360 ROLLER

CODE: 1236100127 | SKU: ACL059



- UNIQUE MOVING HEAD EFFECT LUMINAIRE
- NEW ADVANCED COLLIMATOR OPTIC LENS
- (20) PIXEL CONTROLLED 15W RGBW 4-IN-1 LEDS
- 4° LASER-LIKE HOMOGENIZED COLOR CHANGING BEAMS
- FAST AND PRECISE 16-BIT CONTINUOUS 360° PAN/TILT
- DMX, RDM, ART-NET (DMX OVER ETHERNET) SUPPORT

SOURCE

(20) 15W RGBW 4-in-1 LEDS
100,000 Hour Average LED Life

PHOTOMETRIC DATA

(Full ON)
37,630 LUX 3,496 FC @3.3' (1m)
17,700 LUX 1,644 FC @6.6' (2m)
11,240 LUX 1,044 FC @9.8' (3m)

EFFECTS

Individual Pixel Control
Strobe and Selectable
Dimming Curves

COLOR

RGBW

CONTROL / CONNECTIONS

(3) DMX Channel Modes
RDM
6 Button Touch Control Panel

Full Color 180° Reversible

LCD Menu Display
8 / 16 Bit Resolution
Adjustable Movement
3pin/5pin DMX In/Out
RJ45 Ethernet In/Out (Art-NET)
powerCON Power In/Out

SIZE / WEIGHT

Length: 18.9" (480.7mm)
Width: 10.2" (260mm)
Vertical Height: 21.3" (541mm)
Weight: 44.0 lbs. (20 kg)

ELECTRICAL / THERMAL

AC 100-240V - 50/60Hz
280W Max Power Consumption
5F to 113°F (-15°C to 45°C)

APPROVALS / RATINGS

cETLus
IP30

ACL 360 MATRIX

CODE: 1236100122 | SKU: ACL001



- VERSATILE MOVING HEAD EFFECT LUMINAIRE
- PIXEL CONTROL RGBW 4-IN-1 LEDS
- NEW ADVANCED COLLIMATOR LENS
- LASER-LIKE HOMOGENIZED 4° COLOR CHANGING BEAMS
- FAST AND PRECISE 16-BIT CONTINUOUS 360° PAN/TILT
- DMX, RDM, ART-NET (DMX OVER ETHERNET) SUPPORT

SOURCE

(25) 15W RGBW 4-in-1 LEDS
100,000 Hour Average LED Life

PHOTOMETRIC DATA

(14° Full ON)
77,344 LUX 7,185 FC @3.3' (1m)
70,370 LUX 6,537 FC @6.6' (2m)

EFFECTS

Individual Pixel Control
Strobe and Selectable
Dimming Curves

COLOR

RGBW

CONTROL / CONNECTIONS

(3) DMX Channel Modes
RDM
6 Button Touch Control Panel

Full Color 180° Reversible

LCD Menu Display
8 / 16 Bit Resolution
Adjustable Movement
3pin/5pin DMX In/Out
RJ45 Ethernet In/Out (Art-NET)
powerCON Power In/Out

SIZE / WEIGHT

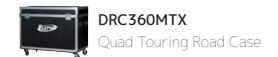
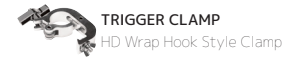
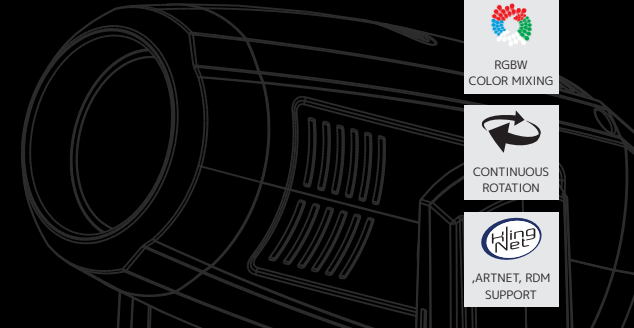
Length: 19.0" (481mm)
Width: 13.8" (350mm)
Vertical Height: 23.0" (583mm)
Weight: 42.0 lbs. (19 kg)

ELECTRICAL / THERMAL

AC 100-240V - 50/60Hz
425W Max Power Consumption
5F to 113°F (-15°C to 45°C)

APPROVALS / RATINGS

cETLus
IP30





ARCHITAINMENT



COACHELLA 2016

COLOUR CHORUS SERIES

SIXPAR 100

CODE: 1236100111 | SKU: SIX037

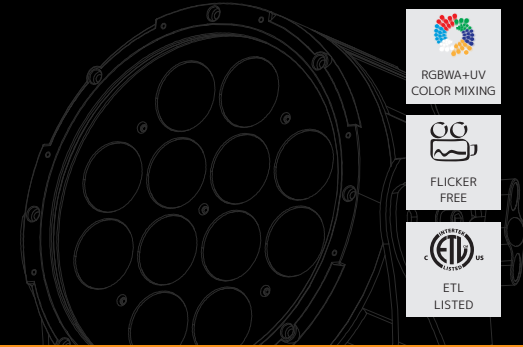
SIXPAR 200

CODE: 1236100114 | SKU: SIX054

SIXPAR 300

CODE: 1236100115 | SKU: SIX062

The indoor version of the SIXPAR series™ features 12W 6-IN-1 RGBAW+UV LEDs, 100,000 average hour LED life, 15° beam and 25° field angles, electronic strobe and dimming (0-100%), 5 variable dimming curves, dual yoke / floor stand, multiple unit power linking, RDM, rugged die-cast aluminum exterior, no fans for silent operation, flicker free operation for TV and Film and a multi-voltage universal auto switching power supply (110-240V).



- 15° BEAM 25° FIELD ANGLES
- 5 VARIABLE DIMMING CURVE MODES
- DUAL YOKE / FLOOR STAND
- MULTIPLE UNIT POWER LINKING
- RDM - REMOTE DEVICE MANAGEMENT
- FLICKER FREE OPERATION FOR TV AND FILM

FEATURES

15° Beam 25° Field Angles
Full RGBAW+UV Color Mixing
UV Wavelength: 395nm
(5) Variable Dimming Curve Modes
No Fans - Silent Operation
Flicker Free Operation
RDM - Remote Device Management

SOURCE

SIXPAR 100:

(7) 12W 6-in-1 RGBAW+UV LEDs

SIXPAR 200:

(12) 12W 6-in-1 RGBAW+UV LEDs

SIXPAR 300:

(18) 12W 6-in-1 RGBAW+UV LEDs

100,000 Hour Average LED Life

PHOTOMETRIC DATA

SIXPAR 100: 2,880 LUX @ 2m (15°)

SIXPAR 200: 5,600 LUX @ 2m (15°)

SIXPAR 300: 8,500 LUX @ 2m (15°)

EFFECTS

Strobe: 1-18fps

Electronic Dimming: 0% - 100%

(5) Variable Dimming Curve Modes

CONTROL / CONNECTIONS

(4) DMX Channel Modes

(6 / 7 / 8 / 12)

(4) Button Control Panel LCD Menu

3pin & 5pin DMX

SIZE / WEIGHT

SIXPAR 100:

Length: 10.1" (257mm)

Width: 4.9" (125mm)

Vertical Height: 9.6" (243mm)

Weight: 7.4 lbs. (3.3 kg)

SIXPAR 200:

Length: 12.3" (313mm)

Width: 4.9" (125mm)

Vertical Height: 11.8" (300mm)

Weight: 11.2 lbs. (5.1 kg)

SIXPAR 300:

Length: 14.4" (365mm)

Width: 4.9" (125mm)

Vertical Height: 14.4" (365mm)

Weight: 18.0 lbs. (8.1 kg)

ELECTRICAL / THERMAL

AC 110-250V - 50/60Hz

5°F to 113°F (-15°C to 45°)

CERTIFICATIONS

cETLus | IP20




SIXPAR100/GFH

Gel Frame and Holder Kit



SIXPAR/BD100

Barn Door



SIXPAR 300
Rear View

SIXPAR 100 IP

CODE: 1236100102 | SKU: SIX001

SIXPAR 200 IP

CODE: 1236100103 | SKU: SIX013

SIXPAR 300 IP

CODE: 1236100104 | SKU: SIX025

The IP65-rated SIXPAR series™ features 12W 6-IN-1 RGBAW+UV LEDs, 100,000 average hour LED life, 15° beam and 25° field angles, electronic strobe and dimming (0-100%), 5 variable dimming curves, dual yoke / floor stand, multiple unit power linking, RDM (Remote Device Management), rugged die-cast aluminum exterior, no fans for silent operation, flicker free operation for TV and Film and a multi-voltage universal auto switching power supply (110-240V).



- 15° BEAM 25° FIELD ANGLES
- 5 VARIABLE DIMMING CURVE MODES
- DUAL YOKE / FLOOR STAND
- MULTIPLE UNIT POWER LINKING
- RDM - REMOTE DEVICE MANAGEMENT
- RUGGED DIE-CAST ALUMINUM EXTERIOR

FEATURES

IP65-Rated
 15° Beam 25° Field Angles
 Full RGBAW+UV Color Mixing
 UV Wavelength: 395nm
 (5) Variable Dimming Curve Modes
 No Fans - Silent Operation
 Flicker Free Operation
 RDM - Remote Device Management

SOURCE

SIXPAR 100IP: (7) 12W 6-in-1 RGBAW+UV LEDs
SIXPAR 200IP: (12) 12W 6-in-1 RGBAW+UV LEDs
SIXPAR 300IP: (18) 12W 6-in-1 RGBAW+UV LEDs
 100,000 Hour Average LED Life

PHOTOMETRIC DATA

SIXPAR 100IP: 2,880 LUX @ 2m (15°)
SIXPAR 200IP: 5,600 LUX @ 2m (15°)
SIXPAR 300IP: 8,500 LUX @ 2m (15°)

EFFECTS

Strobe: 1-18fps
 Dimming: 0% - 100%
 (5) Variable Dimming Curve Mode

CONTROL / CONNECTIONS

(4) DMX Channel Modes
 (6 / 7 / 8 / 12)
 (4) Button Control Panel LCD Menu
 IP DMX In/Out | Power In/Out

SIZE / WEIGHT

SIXPAR 100IP:
 Length: 10.1" (257mm)
 Width: 6.2" (158mm)
 Vertical Height: 9.6" (243mm)
 Weight: 9.5 lbs. (4.3 kg)
SIXPAR 200IP:
 Length: 12.3" (313mm)
 Width: 6.2" (157mm)
 Vertical Height: 11.8" (300mm)
 Weight: 12.6 lbs. (5.7 kg)
SIXPAR 300IP:
 Length: 14.4" (365mm)
 Width: 6.2" (157mm)
 Vertical Height: 14.4" (365mm)
 Weight: 19.2 lbs. (8.7 kg)

ELECTRICAL / THERMAL

AC 110-250V - 50/60Hz
 UV Wavelength: 395nm

CERTIFICATIONS


cETLus | IP65



SIXPAR100/GFH
 Gel Frame and Holder Kit



SIXPAR/BD100
 Barn Door



MULTI CHIP
RGBAW+UV
 SOURCE ENGINE



SIXPAR 300IP
 Rear View



SIXBAR 500

CODE: 1236300069 | SKU: SIX074



- 30° BEAM ANGLE
- ARTNET AND KLINGNET SUPPORT
- RDM - REMOTE DEVICE MANAGEMENT
- (6) 12W 6-IN-1 RGBAW+UV LEDS
- VARIABLE DIMMING CURVE MODES
- FROST FILTER AND GLARE SHIELD INCLUDED

SOURCE

(6) 12W 6-in-1 RGBAW+UV LEDS
100,000 Hour Average LED Life

PHOTOMETRIC DATA

(30° Full ON)
6,500 LUX 604 FC @3.3' (1m)
1,934 LUX 180 FC @6.6' (2m)
901 LUX 84 FC @9.8' (3m)
508 LUX 47 FC @13.1' (4m)
318 LUX 30 FC @16.4' (5m)

EFFECTS

Strobe and Chase Effects
Individual LED Control
Variable and Selectable
Dimming Curves

CONTROL / CONNECTIONS

8 DMX Channel Modes (6 / 7 /
11 / 13 / 18 / 36 / 39 / 43)
4 Button Control Panel and LCD
Menu Display

ArtNet + KlingNET
Protocol Support
RDM (Remote Device
Management)
(2) etherCON Ports
3pin and 5pin DMX In/Out
powerCON Power In/Out

SIZE / WEIGHT

Length: 17.7" (450mm)
Width: 8.1" (206.4mm) *with
included glare shield
Vertical Height: 6.1"
(155mm)
Weight: 9.0 lbs. (4.1 kg)

ELECTRICAL / THERMAL

AC 110-240V - 50/60Hz
93W Max Power Consumption

APPROVALS / RATINGS

cETLus | IP20

SIXBAR 1000

CODE: 1236300068 | SKU: SIX086



- 30° BEAM ANGLE
- ARTNET AND KLINGNET SUPPORT
- RDM - REMOTE DEVICE MANAGEMENT
- (12) 12W 6-IN-1 RGBAW+UV LEDS
- VARIABLE DIMMING CURVE MODES
- FROST FILTER AND GLARE SHIELD INCLUDED

SOURCE

(12) 12W 6-in-1 RGBAW+UV LEDS
100,000 Hour Average LED Life

PHOTOMETRIC DATA

(30° Full ON)
8,500 LUX 790 FC @3.3' (1m)
3,660 LUX 340 FC @6.6' (2m)
2,040 LUX 190 FC @9.8' (3m)
1,290 LUX 120 FC @13.1' (4m)
878 LUX 82 FC @16.4' (5m)

EFFECTS

Strobe and Chase Effects
Individual LED Control
Variable and Selectable
Dimming Curves

CONTROL / CONNECTIONS

8 DMX Channel Modes (6 / 7 /
11 / 13 / 36 / 72 / 75 / 79)
4 Button Control Panel and LCD
Menu Display

ArtNet + KlingNET
Protocol Support
RDM (Remote Device
Management)
(2) etherCON Ports
3pin and 5pin DMX In/Out
powerCON Power In/Out

SIZE / WEIGHT

Length: 35.4" (900mm)
Width: 8.1" (206.4mm) *with
included glare shield
Vertical Height: 6.1"(155mm)
Weight: 16.0 lbs. (7.3 kg)

ELECTRICAL / THERMAL

AC 110-240V - 50/60Hz
145W Max Power
Consumption

APPROVALS / RATINGS

cETLus | IP20

SIXBAR 1000 IP

CODE: 1236100154 | SKU: SIX098



- IP65 RATED
- (12) 12W 6-IN-1 RGBAW+UV LEDS
- 30° BEAM ANGLE
- PIXEL CONTROL
- VARIABLE DIMMING CURVES
- FROST FILTER AND GLARE SHIELD INCLUDED

SOURCE

(12) 12W 6-in-1 RGBAW+UV LEDS
100,000 Hour Average LED Life

PHOTOMETRIC DATA

7,149 LUX 664 FC @3.3' (1m)
(25° Full ON)

EFFECTS

Pixel Control
Strobe and Chase Effects
Variable and Selectable
Dimming Curves

CONTROL / CONNECTIONS

(8) DMX Channel Modes (6 / 7
/ 11 / 13 / 36 / 72 / 75 / 79)
4 Button Touch Control Panel and
LCD Menu Display
RDM (Remote Device Management)
IP Rated 5pin DMX In/Out
powerCON TRUE1 Power In/Out

SIZE / WEIGHT

(dimensions without
Glare Shield)
Length: 33.6" (853mm)
Width: 5.6" (141.4mm)
Vertical Height: 4.7"
(120.5mm)
Weight: 19.0 lbs. (8.6 kg)

ELECTRICAL / THERMAL

AC 110-240V - 50/60Hz
145W Max Power Consump-
tion
Multiple Unit Power Linking
5°F to 113°F (-15°C to 45°C)
UV Wavelength: 395nm

APPROVALS / RATINGS

CE
IP65



SIX PAR Z19 IP

CODE: 1236100150 | SKU: SIX119

The SIX PAR Z19 IP™ an IP65 rated par wash effect luminaire with zoom. Features (19) individual 15W 6-IN-1 RGBAW+UV LEDs, 5° to 45° motorized zoom, UV LED Wavelength of 395nm, strobe and selectable dimming curve effects, IP rated DMX and power in/out connections, LCD menu display with (4) touch button control panel, adjustable yoke / floor stand, multiple unit power linking, RDM (remote device management), rugged die-cast aluminum exterior, flicker free operation for TV and FILM, and a multi-voltage universal auto switching power supply (110-250v).



- IP65 RATED 6-COLOR PAR WASH LUMINAIRE
- 5° TO 45° MOTORIZED ZOOM
- RUGGED DIE-CAST ALUMINUM EXTERIOR
- MULTIPLE UNIT POWER LINKING
- IP RATED DMX AND POWERCON TRUE1 CONNECTIONS
- FLICKER FREE OPERATION FOR TV AND FILM

SOURCE

(19) 15W 6-in-1 RGBAW+UV LEDs
100,000 Hour Average LED Life

PHOTOMETRIC DATA

13,240 LUX 1,230 FC @9.8'
(3m) (5° Full ON)
831 LUX 77 FC @9.8' (3m)
(45° Full ON)

COLOR

RGBAW+UV

EFFECTS

5° - 45° Motorized Zoom
RGBWA + UV Color Mixing
Color and Chase Program Macros
Electronic Strobe and Variable Dim Curves

CONTROL / CONNECTIONS

4 DMX Channel Modes (14 Total Channels)
RDM (Remote Device Management)
4 Button Touch Control Panel
180° Reversible LCD Menu Display
8 / 16 Bit Resolution Adjustable Movement
IP Rated 5pin DMX and powerCON TRUE1 Power In/Out

SIZE / WEIGHT


Length: 15.9" (363mm)
Width: 12.0" (305mm)
Vertical Height: 15.6" (396mm)
Weight: 27 lbs. (12.2 kg)

ELECTRICAL / THERMAL

AC 110-250V - 50/60Hz
282W Max Power Consumption
5°F to 113°F (-15°C to 45°C)
UV Wavelength: 395nm

APPROVALS / RATINGS

CE
IP65

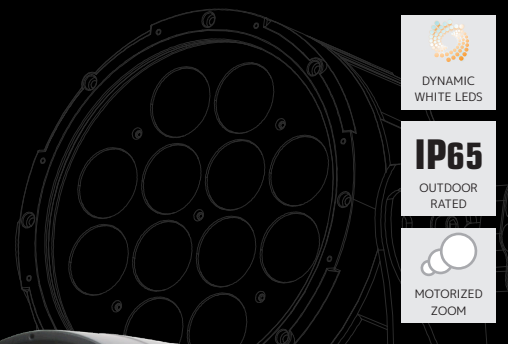


DW PAR Z19 IP

CODE: 1236100151 | SKU: DWZ119

The IP65 rated DW PAR Z19 IP™ features (19) 15W 2-in-1 Cool White / Warm White LEDs, 5° to 36° motorized zoom, dynamic white color temperature range control from 2,700K - 6,000K, electronic strobe and variable dimming curve modes, DMX and RDM (remote device management) protocol support, IP rated 5pin DMX and powerCON TRUE1 power in/out connections, LCD menu display with 4 touch button control panel, integrated dual rigging brackets, multiple unit power linking, rugged die-cast aluminum exterior, flicker free operation for TV and FILM, and a multi-voltage universal auto switching power supply (110-240v).

-  DYNAMIC WHITE LEDs
-  IP65 OUTDOOR RATED
-  MOTORIZED ZOOM



- IP65 RATED
- 5° TO 36° MOTORIZED ZOOM
- DYNAMIC WHITE COLOR TEMPERATURE CONTROL (2,700K - 6,000K)
- RUGGED DIE-CAST ALUMINUM EXTERIOR
- IP RATED DMX AND POWERCON TRUE1 CONNECTIONS
- FLICKER FREE OPERATION FOR TV AND FILM

SOURCE
 (19) 15W 2-in-1 Cool White / Warm White LEDs
 50,000 Hour Average LED Life

PHOTOMETRIC DATA
 44,070 LUX 4,094 FC @9.8' (3m) (5° Full ON - 4,700K)
 1,754 LUX 163 FC @9.8' (3m) (36° Full ON - 4,700K)

COLOR
 Cool White / Warm White

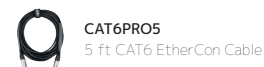

EFFECTS
 5° - 36° Motorized Zoom
 Electronic Strobe and Variable Dim Curves
 Dynamic White Color Temp Control (2,700K - 6,000K)

CONTROL / CONNECTIONS
 6 DMX Channel Modes (7 Total Channels)
 4 Touch Button Control Panel and LCD Menu Display
 RDM (Remote Device Management)
 IP Rated 5pin DMX and powerCON TRUE1 Power In/Out

SIZE / WEIGHT
 Length: 15.9" (363mm)
 Width: 12.0" (305mm)
 Vertical Height: 15.6" (396mm)
 Weight: 26.0 lbs. (11.8 kg)

ELECTRICAL / THERMAL
 AC 110-250V - 50/60Hz
 240W Max Power Consumption
 5°F to 113°F (-15°C to 45°C)

APPROVALS / RATINGS
 CE | IP65

**MULTI CHIP
 CW + WW
 SOURCE ENGINE**



DTW PAR 300

CODE: 1236100155 | SKU: DTW301



- 23° BEAM ANGLE
- TUNGSTEN TO DAYLIGHT (2,700K - 6,500K)
- UNIQUE DIM-TO-WARM CHANNEL CONTROL (1,800K - 3,200K)
- RDM - REMOTE DEVICE MANAGEMENT
- RUGGED DIE-CAST ALUMINUM EXTERIOR
- FLICKER FREE OPERATION FOR TV AND FILM

SOURCE

(16) 10W Multi-Chip CW / WW / Amber LEDs
50,000 Hour Average LED Life

PHOTOMETRIC DATA

2,635 LUX 245 FC @9.8' (3m)
(23° Full ON)

COLOR

Tungsten to Daylight
(2,700K - 6,500K)

EFFECTS

Electronic Strobe and Variable Dim Curves
Unique Dim-to-Warm Channel Control (1,800K - 3,200K)

CONTROL / CONNECTIONS

(7) DMX Channel Modes
(8 Total Channels)
4 Button Control Panel and LCD

Menu Display
RDM
3pin and 5pin DMX and powerCON In/Out

SIZE / WEIGHT

Length: 14.4" (365mm)
Width: 5.1" (129mm)
Vertical Height: 14.7" (373mm)
Weight: 19.0 lbs. (8.6 kg)

ELECTRICAL / THERMAL

AC 110-250V - 50/60Hz
170W Max Power Consumption
5°F to 113°F (-15°C to 45°C)

APPROVALS / RATINGS

cETLus
IP20

DTW BAR 1000

CODE: 1236100153 | SKU: DTW392



- 28° BEAM ANGLE
- VARIABLE DIMMING CURVE MODES
- COLOR TEMPERATURE MACROS (1,800K - 3,200K)
- ARTNET AND KLINGNET SUPPORT
- FROST FILTER AND GLARE SHIELD (INCLUDED)
- FLICKER FREE OPERATION FOR TV AND FILM

SOURCE

(12) 10W Multi-Chip CW / WW / Amber LEDs
100,000 Hour Average LED Life

PHOTOMETRIC DATA

6,425 LUX 597 FC @3.3' (1m)
(28° Full ON)
3,196 LUX 297 FC @3.3' (1m)
(38° Full ON w/Frost Filter)

EFFECTS

Pixel Control
Strobe and Chase Effects
Variable Dimming Curves Modes
Independent Dim-to-Warm Channel Control (1,800K - 3,200K)

CONTROL / CONNECTIONS

(12) DMX Channel Modes
(1 / 2 / 3 / 5 / 6 / 7 / 10 / 12 / 14 / 36 / 41 / 45)
4 Button Control Panel and LCD
Menu Display

RDM
ArtNet + KlingNET Protocol Support
(2) etherCON RJ45 In/Out
3pin and 5pin DMX In/Out
powerCON Power In/Out

SIZE / WEIGHT


Length: 35.4" (900mm)
Width: 8.1" (206.4mm)
*with included glare shield
Vertical Height: 6.1" (155mm)
Weight: 14.0 lbs. (6.4 kg)

ELECTRICAL / THERMAL

AC 110-240V - 50/60Hz
Max Consumption: 120W
5°F to 113°F (-15°C to 45°C)

APPROVALS / RATINGS

cETLus | IP20



DTW BLINDER 350 IP

CODE: 1236300073 | SKU: DTW350



- IP65 OUTDOOR RATED
- VARIABLE DIMMING CURVES
- 78° WIDE BEAM ANGLE | 25° NARROW BEAM FILTERS
- INDEPENDENT DIMMING OF EACH COB LED MODULE
- FLICKER FREE OPERATION FOR TV AND FILM
- RDM (REMOTE DEVICE MANAGEMENT)

SOURCE

(2) 175W 2-in-1 Warm White/Amber COB LEDs
50,000 Hour Average LED Life

PHOTOMETRIC DATA (Full ON)

6,274 LUX 583 FC
(78° Beam @ 3.3 ft / 1m)
41,040 LUX 3,813 FC
(25° Beam @ 3.3 ft / 1m)

EFFECTS

Strobe
Independent Dimming of Each COB LED Module
Variable Dimming Curves
Independent Dim-to-Warm Channel Control (1,800K - 3,200K)

CONTROL / CONNECTIONS

Multiple DMX Channel Modes
4 Button Control Panel and LCD Menu Display

RDM (Remote Device Management)
IP Rated DMX and Power In/Out

SIZE / WEIGHT

Length: 15.7" (400mm)
Width: 9.5" (241mm)
Horizontal Height: 9.6" (245mm)
Weight: 18.0 lbs. (8.2 kg)

ELECTRICAL / THERMAL

AC 100-240V - 50/60Hz
310W Max Power Consumption
5°F to 113°F (-15°C to 45°C)

APPROVALS / RATINGS

CE | IP65

DTW BLINDER 700 IP

CODE: 1236300074 | SKU: DTW700



- IP65 OUTDOOR RATED
- VARIABLE DIMMING CURVES
- 78° WIDE BEAM ANGLE | 25° NARROW BEAM FILTERS
- INDEPENDENT DIMMING OF EACH COB LED MODULE
- FLICKER FREE OPERATION FOR TV AND FILM
- RDM (REMOTE DEVICE MANAGEMENT)

SOURCE

(4) 175W 2-in-1 Warm White/Amber COB LEDs
50,000 Hour Average LED Life

PHOTOMETRIC DATA

10,360 LUX 962 FC
(78° Beam @ 3.3 ft / 1m)
49,020 LUX 4,554 FC
(25° Beam @ 3.3 ft / 1m)

EFFECTS

Strobe
Independent Dimming of Each COB LED Module
Variable Dimming Curves
Independent Dim-to-Warm Channel Control (1,800K - 3,200K)

CONTROL / CONNECTIONS

Multiple DMX Channel Modes
4 Button Control Panel and LCD Menu Display

RDM (Remote Device Management)
IP Rated DMX and Power In/Out

SIZE / WEIGHT


Length: 15.7" (400mm)
Width: 9.5" (241mm)
Horizontal Height: 16.1" (410mm)
Weight: 28.0 lbs. (12.7 kg)

ELECTRICAL / THERMAL

AC 100-240V - 50/60Hz
680W Max Power Consumption
5°F to 113°F (-15°C to 45°C)

APPROVALS / RATINGS

CE | IP65



DTW LED SERIES

FLICKER FREE

IP65
OUTDOOR RATED

CUEPIX BLINDER WW2

CODE: 1236200037 | SKU: CUE265



- HIGH POWER LONG LIFE WARM WHITE COB LEDS
- 60° BEAM ANGLE / 80° FIELD ANGLE
- INDIVIDUAL CONTROL OF EACH COB MODULE
- DIMMING: 0% - 100% OF EACH COB MODULE
- RDM (REMOTE DEVICE MANAGEMENT)
- FLICKER FREE OPERATION FOR TV AND FILM

SOURCE

(2) 100W Warm White 3,200K COB LEDs
100,000 Hour Average Life

PHOTOMETRIC DATA

5900 Max LUX (548 fc) @1M (Full On)

EFFECTS

Strobe
Variable / Selectable Dimming Curves

CONTROL / CONNECTIONS

4 DMX Channel Modes (1 / 2 / 3 / 4)
4 Button Control Panel and LCD Menu Display
3pin and 5pin DMX In/Out
RDM* (Remote Device Management)
*Software Version 1.13 or Higher
powerCON Power In/Out

SIZE / WEIGHT

Length: 18.8" (478 mm)
Width: 7.1" (181.2 mm)
Horizontal Height: 10.2" (259.4 mm)
Weight: 11.2 lbs. (5.1 kg)

ELECTRICAL / THERMAL

AC 100-240V - 50/60Hz
229W Max Power Consumption
-14°F to 113°F (-10°C to 45°C)

APPROVALS / RATINGS

cETLus
IP20

CUEPIX BLINDER WW4

CODE: 1236200039 | SKU: CUE242



- HIGH POWER LONG LIFE WARM WHITE COB LEDS
- 62° BEAM ANGLE / 100° FIELD ANGLE
- INDIVIDUAL CONTROL OF EACH COB MODULE
- 5 VARIABLE DIMMING CURVE MODES
- RDM (REMOTE DEVICE MANAGEMENT)
- FLICKER FREE OPERATION FOR TV AND FILM

SOURCE

(4) 100W Warm White 3,200K COB LEDs
100,000 Hour Average Life

PHOTOMETRIC DATA

12,300 LUX 1,143 FC @3.3' (1M) / 3,200K

EFFECTS

Strobe
Dimming : 0% - 100% of Each COB Module
Variable Dimming Curves

CONTROL / CONNECTIONS

6 DMX Channel Modes (1 / 2 / 4 / 5 / 7 / 9)
4 Button Control Panel and LCD Menu Display
3pin and 5pin DMX In/Out
RDM* (Remote Device Management)

*Software Version 1.13 or Higher
powerCON Power In/Out

SIZE / WEIGHT

Length: 15.7" (400mm)
Width: 6.9" (174mm)
Horizontal Height: 17.4" (441mm)
Weight: 21.0 lbs. (9.5kg)

ELECTRICAL / THERMAL

AC 100-240V - 50/60Hz
427W Max Power Consumption
5°F to 113°F (-15°C to 45°C)

APPROVALS / RATINGS


CE
IP20



CRB001 RIGGING BAR



CUE295 15 DEGREE LENS KIT



WARM WHITE LED ENGINE

FLICKER FREE

RDM
REMOTE DEVICE MANAGEMENT

ACL CURTAIN / ACL BAR

ACL CURTAIN: CODE: 1232400006 | SKU: ACL035
 ACL BAR: CODE: 1236200049 | SKU: ACL024



- VERSATILE 53°/31 BEAM BAR LUMINAIRE
- ACL CURTAIN (14) PIXEL CONTROLLED RGBW 4-IN1 LEDS
 ACL BAR (7) PIXEL CONTROLLED RGBW 4-IN1 LEDS
- STROBE AND SELECTABLE DIMMING CURVE EFFECTS
- DMX, RDM, KLINGNET™ AND ART-NET SUPPORT
- GLARE SHIELD AND FROST FILTER INCLUDED

FEATURES

Versatile 53° Beam Batten
 New Advanced Collimator Lens
 (14) Pixel Control RGBW 4-in1 LEDS
 Laser-Like Homogenized 4° Color
 DMX, RDM, KlingNet™ and Art-NET
 Flicker Free Operation
 Glare Shield and Frost
 Filter Included

SOURCE

15W RGBW 4-in-1 LEDS

PHOTOMETRIC DATA

(53° Full ON)
 46,740 LUX 4,342 FC @3.3' (1m)

EFFECTS

Individual Pixel Control
 Strobe and Selectable Dimming

CONTROL

/ CONNECTIONS
 (11) DMX Channel Modes
 4 Button Touch Control Panel
 Full Color 180° Menu
 3pin/5pin DMX In/Out
 PowerCon Power In/Out

SIZE / WEIGHT

Length: 43.3" (1100mm)
 Width: 9.5" (241.2mm)
 Vertical Height: 6.8"
 (172.5mm)
 Weight: 24.0 lbs. (10.9 kg)

ELECTRICAL / THERMAL

AC 100-240V - 50/60Hz

APPROVALS / RATINGS

CE | IP30

ACL PAR 200

CODE: 1236100123 | SKU: ACL047



- VERSATILE 11° BEAM PAR LUMINAIRE
- (7) PIXEL CONTROLLED RGBW 4-IN1 LEDS
- LASER-LIKE HOMOGENIZED 4° COLOR CHANGING BEAMS
- STROBE AND SELECTABLE DIMMING CURVE EFFECTS
- DMX, RDM, KLINGNET™ AND ART-NET SUPPORT
- ACL PAR 200IP IS AVAILABLE

SOURCE

(7) 15W RGBW 4-in-1 LEDS
 100,000 Hour Average Lamp Life

PHOTOMETRIC DATA

(11° Full ON)
 56,149 LUX 5,216 FC @3.3' (1m)
 36,935 LUX 3,431 FC @6.6' (2m)
 20,439 LUX 1,899 FC @9.8' (3m)
 11,897 LUX 1,105 FC @13.1' (4m)

EFFECTS

Individual Pixel Control
 Strobe and Selectable Dimming
 Curves

COLOR

RGBW

CONTROL / CONNECTIONS

(11) DMX Channel Modes:
 (4CH1:04 / 4CH2:04 / 6 / 8 / 10 /
 12 / 27 / 28 / 30 / 32 / 35)

RDM

4 Button Touch Control Panel
 Full Color 180° Reversible
 LCD Menu Display
 3pin/5pin DMX In/Out
 RJ45 Ethernet In/Out
 (Art-NET)
 powerCON Power In/Out

SIZE / WEIGHT

Length: 12.3" (313mm)
 Width: 5.6" (142mm)
 Vertical Height: 11.8"
 (300mm)
 Weight: 13.0 lbs. (5.9 kg)

ELECTRICAL / THERMAL

AC 100-240V - 50/60Hz
 110W Max Consumption

APPROVALS / RATINGS

cETLus | IP30



**ACL BAR &
 ACL CURTAIN
 INCLUDE FROST FILTER
 & GLARE SHIELD**



CUEPIX PANEL

CODE: 1236300059 | SKU: CUE295



- HIGH POWER LONG LIFE 3-IN-1 RGB COB LEDs
- 60° BEAM ANGLE / 80° FIELD ANGLE
- COLOR MIXING + INDIVIDUAL CONTROL OF EACH COB
- DIMMING: 0% - 100% OF EACH COB MODULE
- STROBE, AND ZONE CHASE EFFECTS
- ARTNET™ AND KLINGNET™ SUPPORT

SOURCE

(25) 30W 3-in-1 RGB COB LEDs
100,000 Hour Average Life

PHOTOMETRIC DATA @2M

(Full On)
3310 Max LUX (307 fc)
(Red LEDs)
3720 Max LUX (346 fc)
(Green LEDs)
5870 Max LUX (545 fc)
(Blue LEDs)

EFFECTS

Variable / Selectable
Dimming Curves
Auto Chase and Zone
Program Macros

CONTROL / CONNECTIONS

5 DMX Channel Modes
(3 / 6 / 7 / 75 / 79)

4 Button Control Panel and
LCD Menu Display
ArtNet™ + KlingNet™
Protocol Support
RDM
(2) RJ45 Ports
3pin and 5pin DMX In/Out
powerCON Power In/Out

SIZE / WEIGHT

Length: 24.8" (630 mm)
Width: 5.1" (130 mm)
Vertical Height: 25.6" (650 mm)
Weight: 36.4 lbs. (16.5 kg)

ELECTRICAL / THERMAL

AC 100-240V - 50/60Hz
750W Max Power Consumption

APPROVALS / RATINGS

cETLus | IP20

CUEPIX BATTEN

CODE: 1236300067 | SKU: CUE301



- 82° BEAM 106° FIELD ANGLES
- ARTNET™ AND KLINGNET™ SUPPORT
- RDM - REMOTE DEVICE MANAGEMENT
- INDIVIDUAL COB MODULE CONTROL
- VARIABLE DIMMING CURVE MODES
- MULTIPLE UNIT POWER LINKING

SOURCE

(10) 30W 3-in-1 COB LEDs
100,000 Hour Average LED Life

PHOTOMETRIC DATA

(82° Full On)
3,890 LUX 361 FC @3.3' (1m)
1,237 LUX 115 FC @6.6' (2m)
613 LUX 57 FC @9.8' (3m)
345 LUX 32 FC @13.1' (4m)
227 LUX 21 FC @16.4' (5m)

EFFECTS

Strobe and Chase Effects
Individual COB Module Control
Variable and Selectable
Dimming Curves

CONTROL / CONNECTIONS

8 DMX Channel Modes (3 / 4 /
6 / 9 / 30 / 33 / 36 / 60)
4 Button Control Panel and LCD
Menu Display

ArtNet™ + KlingNet™
Protocol Support
RDM
(2) RJ45 Ports
3pin and 5pin DMX In/Out
powerCON Power In/Out

SIZE / WEIGHT

Length: 43.3" (1100mm)
Width: 6.4" (121mm)
Vertical Height: 6.8" (172mm)
Weight: 21.0 lbs. (9.5 kg)

ELECTRICAL / THERMAL

AC 110-250V - 50/60Hz
312W Max Power Consumption
Power Link Up To (5) Units at
120V (10) Units at 240V

APPROVALS / RATINGS

CE | IP20



CRB001
RIGGING BAR



CUE295
15 DEGREE LENS KIT



CUE283/15LK
15 Degree Lens Kit



PRO CLAMP
HD 2-Inch Pro Clamp



FUZE PAR Z175

CODE: 1236100161 | SKU: FUZ059

The FUZE PAR Z175™ is a single source silent operating par with zoom. Featuring a 175W RGBW COB LED engine, 8° to 35° motorized zoom, an advanced cooling system, smooth RGBW color mixing, 64 color presets and 14 unique color macros, electronic strobe and 16-bit variable dimming curve modes, flicker free operation for TV and FILM, 3/5pin DMX and powerCON in/out connections, (4) button LCD control display panel, integrated dual rigging yokes, and a multi-voltage universal auto switching power supply (100-240v). Gel frame and barn doors included.



- SINGLE SOURCE SILENT OPERATING PAR
- 175W RGBW COB LED ENGINE
- 8° TO 35° MOTORIZED ZOOM
- ADVANCED COOLING SYSTEM
- SMOOTH RGBW COLOR MIXING
- GEL FRAME AND BARN DOORS INCLUDED

SOURCE
 175W RGBW COB LED
 50,000 Hour Average LED Life
PHOTOMETRIC DATA
 15,026 LUX 1396 FC @6.6 ft (2m)
 (Full ON 8°)
 3,481 LUX 323 FC @6.6 ft (2m) (Full ON 35°)

EFFECTS
 8° - 35° Motorized Zoom
 64 Color Presets and Color Macro Programs
 Electronic Strobe
 16-bit Variable Dimming Curve Modes


COLOR
 RGBW

CONTROL / CONNECTIONS
 12 DMX Channel Modes (14 Total Channels)
 4 Button Control Panel and LCD Menu Display
 RDM (Remote Device Management)
 5pin DMX and powerCON TRUE1 In/Out

SIZE / WEIGHT
 Length: 18.2" (463mm)
 Width: 16.2" (411mm)
 Vertical Height: 17.0" (431mm)
 Weight: 20.0 lbs. (9.07kg)

ELECTRICAL / THERMAL
 AC 100-240V - 50/60Hz
 200W Max Power Consumption
 Multiple Unit Power Linking
 5°F to 113°F (-15°C to 45°C)

APPROVALS / RATINGS
 CE | IP30



FUZE PAR Z60 IP

CODE: 1236100146 | SKU: FUZ001



FUZE PAR Z120 IP

CODE: 1236100131 | SKU: FUZ012



- IP65 RATED, 60W RGBW COB LED PAR LUMINAIRE
- 7° TO 39° MOTORIZED ZOOM RANGE
- SILENT OPERATION
- DUAL ADJUSTABLE YOKES
- MULTIPLE UNIT POWER LINKING
- FLICKER FREE OPERATION FOR BROADCAST TV AND FILM

SOURCE
60W RGBW COB LED
100,000 Hour Average Lamp Life

PHOTOMETRIC DATA
3,813 LUX 354 FC @9.8'
(3m) (7° Full ON)
228 LUX 21 FC @9.8'
(3m) (39° Full ON)

COLOR
RGBW

EFFECTS
RGBW Color Mixing
7° - 39° Beam Zoom Range
Electronic Strobe, Dimming and Variable Dimming Curves
64 Color Presets and 14 Unique Color Macros

CONTROL / CONNECTIONS
12 DMX Channel Modes (13 Total Channels)
4 Button Touch Control Panel and LCD Menu Display
RDM (Remote Device Management)
IP Rated 5pin DMX and powerCON TRUE1 In/Out

SIZE / WEIGHT
Length: 10.0" (253mm)
Width: 9.9" (252mm)
Vertical Height: 11.1" (282mm)
Weight: 10 lbs. (4.5 kg)

ELECTRICAL / THERMAL
AC 110-240V - 50/60Hz
78W Max Power Consumption
5°F to 113°F (-15°C to 45°C)

APPROVALS / RATINGS
cETLus | IP65

- IP65 RATED, 120W RGBW COB LED PAR LUMINAIRE
- 7° TO 55° MOTORIZED ZOOM RANGE
- SILENT OPERATION
- DUAL ADJUSTABLE YOKES
- MULTIPLE UNIT POWER LINKING
- FLICKER FREE OPERATION FOR BROADCAST TV AND FILM

SOURCE
120W RGBW COB LED
100,000 Hour Average Lamp Life.

PHOTOMETRIC DATA
9,112 LUX 847 FC @9.8' (3m)
(7° Full ON)
428 LUX 40 FC @9.8' (3m)
(55° Full ON)

COLOR
RGBW

EFFECTS
RGBW Color Mixing
7° - 55° Beam Zoom Range
Electronic Strobe, Dimming and Variable Dimming Curves
64 Color Presets and 14 Unique Color Macros



CONTROL / CONNECTIONS
12 DMX Channel Modes

(13 Total Channels)
4 Button Touch Control Panel and LCD Menu Display
RDM
IP Rated 5pin DMX and powerCON TRUE1 In/Out

SIZE / WEIGHT
Length: 11.69" (283.7mm)
Width: 14.05" (356.8mm)
Vertical Height: 14.14" (359.2mm)
Weight: 19 lbs. (8.6 kg)

ELECTRICAL / THERMAL
AC 110-240V - 50/60Hz
158W Max Power Consumption
Multiple Unit Power Linking
5°F to 113°F (-15°C to 45°C)

APPROVALS / RATINGS
cETLus | IP65



ARENA ZOOM Q7 IP

CODE: TBA | SKU: ARE725



- 7 X 30W QUAD COLOR (RGBW) LEDS
- IP65 OUTDOOR RATED
- MOTORIZED 6° - 40° ZOOM
- VARIABLE DIMMING CURVES
- SELECTABLE COLOR TEMPERATURES
- FLICKER FREE OPERATION FOR TV AND FILM

SOURCE

7x 30W QUAD Color (RGBW) LEDS
50,000 Hour Average Life

PHOTOMETRIC DATA

TBA

EFFECTS

Strobe + Variable Strobe Macros
Electronic Dimming and Variable Dimming Curves

COLOR

RGBW

CONTROL / CONNECTIONS

Multiple DMX Channel Modes
5pin DMX In/Out
4 Button Control Panel
LCD Menu Display

True1 Power In/Out
Power Link Up To (6) Units
at 120V (12) Units at 230V

SIZE / WEIGHT

Length: 316mm
Width: 295mm
Vertical Height: 357mm
Weight: 8.5 kg

ELECTRICAL / THERMAL

AC 100-240V - 50/60Hz
250W Max Power
Consumption
-4°F (-20°C) to 104°F (40°C)

APPROVALS / RATINGS

CE
IP65

ARENA PAR ZOOM

CODE: 1236100101 | SKU: ARE801



- 19 X 10W QUAD COLOR (RGBW) LEDS
- 1000-WATT COMPARABLE LUMENS OUTPUT
- MOTORIZED 10° - 60° ZOOM
- VARIABLE DIMMING CURVES
- SELECTABLE COLOR TEMPERATURES (3,200K - 7,200K)
- FLICKER FREE OPERATION FOR TV AND FILM

SOURCE

19x 10W Osram™ QUAD
Color (RGBW) LEDS
50,000 Hour Average Life

PHOTOMETRIC DATA

12,600 LUX @3M 10° Min Zoom
900 LUX @3M 60° Max Zoom

EFFECTS

Strobe + Variable Strobe Macros
Electronic Dimming and Variable Dimming Curves

COLOR

RGBW

CONTROL / CONNECTIONS

7 DMX Channel Modes
(5 / 6 / 7 / 9 / 10 / 15 / 16)
3pin & 5pin DMX In/Out
4 Button Control Panel
LCD Menu Display

powerCON Power In/Out
Power Link Up To (4) Units
at 120V (8) Units at 230V

SIZE / WEIGHT

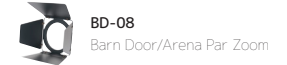
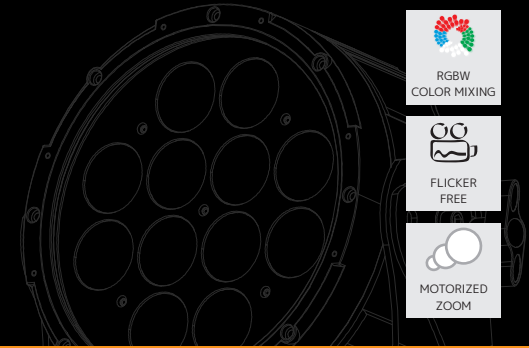
Length: 12.8" (324mm)
Width: 10.9" (276mm)
Vertical Height: 14.5" (368mm)
Weight: 15.9 lbs. (7.2kg)

ELECTRICAL / THERMAL

AC 100-240V - 50/60Hz
220W Max Power
Consumption
-4°F (-20°C) to 104°F (40°C)

APPROVALS / RATINGS

cETLus
IP20



CHORUS LINE 8

SKU: CHO001



CHORUS LINE 16

SKU: CHO012



- 8 PIXEL BAR WASH LUMINAIRE
- 40W 4-IN-1 RGBW LEDs
- MOTORIZED ZOOM AND 220° TILT
- PIXEL, HUE, SATURATION, AND INTENSITY CONTROL
- 16-BIT DIMMING AND VARIABLE DIMMING CURVES
- FLICKER FREE OPERATION FOR TV AND FILM

SOURCE

(8) 40W 4-in-1 RGBW LEDs
Hour Average LED Life: TBA

PHOTOMETRIC DATA

TBA

EFFECTS

Motorized Zoom and 220° Tilt
Pixel, Hue, Saturation,
and Intensity Control
64 Color Presets and 14 Unique
Color Macros
Electronic Strobe
16-Bit Dimming and Variable
Dimming Curves

CONTROL / CONNECTIONS

4 DMX Channel Modes
(16/19/35/47)
Variable LED Refresh Rate

Variable LED Gamma Brightness
4 Button Touch Control Panel
180° Reversible LCD Menu
Display
8 / 16-Bit Resolution Zoom
and Tilt Movement
DMX,RDM, ArtNet, and
Klingnet support
DMX In/Out, Power In/Out

SIZE / WEIGHT

Length: TBA
Width: TBA
Vertical Height: TBA
Weight: TBA

ELECTRICAL / THERMAL

AC 100-240V - 50/60Hz
Max Power Consumption: TBA

APPROVALS / RATINGS

cETLus | IP20

- 16 PIXEL BAR WASH LUMINAIRE
- 40W 4-IN-1 RGBW LEDs
- MOTORIZED ZOOM AND 220° TILT
- PIXEL, HUE, SATURATION, AND INTENSITY CONTROL
- 16-BIT DIMMING AND VARIABLE DIMMING CURVES
- FLICKER FREE OPERATION FOR TV AND FILM

SOURCE

(16) 40W 4-in-1 RGBW LEDs
50,000 Hour Average LED Life

PHOTOMETRIC DATA

TBA

EFFECTS

Motorized Zoom and 220° Tilt
Full Pixel Control
64 Color Presets and 14
Unique Color Macros
Electronic Strobe
16-Bit Dimming and Variable
Dimming Curve Modes

CONTROL / CONNECTIONS

4 DMX Channel Modes
(16/19/37/80)
Variable LED Refresh Rate
Variable LED Gamma Brightness
4 Button Touch Control Panel

180° Reversible LCD Menu
8 / 16-Bit Resolution Zoom
and Tilt Movement
DMX,RDM, ArtNet, and
Klingnet support
5pin DMX In/Out
RJ45 EtherCON In/Out
powerCON Power In/Out

SIZE / WEIGHT

Length: 1068mm
Width: 189mm
Vertical Height: 291mm
Weight: 21.3 kg

ELECTRICAL / THERMAL

AC 100-240V - 50/60Hz
739W Max Power
5°F to 113°F (-15°C to 45°C)

APPROVALS / RATINGS

cETLus | IP20



COLOUR CHORUS SERIES

The Colour Chorus™ series is available in 1 (0.3m), 2(0.6m), 4 (1.2m), and 6 foot (1.8m) fixture lengths, featuring long life individual 3W (Red, Green, Blue, Amber) LEDs, 100,000 hour average LED life, individual hue, saturation, and intensity control, LED group control, variable dimming curve modes, strobe and chase effects, ArtNet™, KlingNet™ and RDM protocol support, 3pin and 5pin DMX, powerCon, and RJ45 in/out connections, LCD menu display with 4 button control panel, integrated rigging brackets, multiple unit power linking, rugged die-cast aluminum exterior, flicker free operation for TV and FILM, and a multi-voltage universal auto switching power supply (110-240v).



- AVAILABLE IN 1, 2, 4 OR 6 FOOT FIXTURE LENGTHS
- INDIVIDUAL HUE, SATURATION, AND INTENSITY CONTROL
- ARTNET™ / KLINGNET™ / RDM PROTOCOL SUPPORT
- VARIABLE DIMMING CURVE MODES
- MULTIPLE UNIT POWER LINKING
- FLICKER FREE OPERATION FOR TV AND FILM

FEATURES

Individual Hue, Saturation, & Intensity Control
 ArtNet™ / Klingnet™ / RDM Protocol
 Variable Dimming Curve Modes
 Multiple Unit Power Linking
 Rugged Die-Cast Aluminum Exterior
 Flicker Free Operation

SOURCE / PHOTOMETRIC DATA

Individual 3W
 (Red, Green, Blue, Amber) LEDs
 100,000 Hour Average LED Life*
Colour Chorus 12™ (46° FULL ON)
 (48) Total LEDs (12 per each color)
 15,840 LUX (1,765 FC) @3.3' (1m)
Colour Chorus 24™ (46° FULL ON)
 (96) Total LEDs (24 per each color)
 19,000 LUX (1,765 FC) @3.3' (1m)
Colour Chorus 48™ (46° FULL ON)
 (192) Total LEDs (48 per each color)
 21,500 LUX (1,997 FC) @3.3' (1m)
Colour Chorus 72™ (88° FULL ON)
 (288) Total LEDs (72 per each color)
 23,000 LUX (2,137 FC) @3.3' (1m)

EFFECTS

Strobe and Chase Effects
 Variable Dimming Curves

CONTROL / CONNECTIONS

Multiple DMX Channel Modes
 4 Button Control Panel and LCD Menu
 ArtNet™ / KlingNet™ / RDM Protocol
 (2) RJ45 Ports, 3pin and 5pin
 DMX In/Out
 PowerCon Power In/Out
 Multiple Unit Power Linking

SIZE / WEIGHT


Colour Chorus 12™
 LxWxH: 316 x 177.1x 227.1mm
 Weight: 12.0 lbs. (5.4kg)
Colour Chorus 24™
 LxWxH: 604 x 194.1 x 192.5 mm
 Weight: 23.0 lbs. (10.4kg)
Colour Chorus 48™
 LxWxH: 1182 x 194.1 x 192.5 mm
 Weight: 37.0 lbs. (16.8kg)
Colour Chorus 72™
 LxWxH: 1760 x 194.1 x 192.5 mm
 Weight: 53.0 lbs. (24.0kg)

ELECTRICAL / THERMAL

AC 110-250V - 50/60Hz

APPROVALS / RATINGS

cETLus | IP30



DW CHORUS SERIES

The DW Chorus™ series is available in 1 (0.3m), 2 (0.6m), 4 (1.2m), and 6 foot (1.8m) fixture lengths, featuring long life individual Lumi™ 3W LEDs, 100,000 average hour LED life*, LED group control, variable dimming curve modes, strobe and chase effects, ArtNet™, KlingNet™ and RDM (remote device management) protocol support, 3pin and 5pin DMX, powerCon, and RJ45 in/out connections, LCD menu display with 4 button control panel, integrated rigging brackets, multiple unit power linking, rugged die-cast aluminum exterior, flicker free operation for TV and FILM, and a multi-voltage universal auto switching power supply (110-240v).



- AVAILABLE IN 1, 2, 4 OR 6 FOOT FIXTURE LENGTHS
- INDIVIDUAL HUE, SATURATION, AND INTENSITY CONTROL
- ARTNET™ / KLINGNET™ / RDM PROTOCOL SUPPORT
- VARIABLE DIMMING CURVE MODES
- MULTIPLE UNIT POWER LINKING
- FLICKER FREE OPERATION FOR TV AND FILM

FEATURES

ArtNet™ / Klingnet™ / RDM Protocol Support
 Variable Dimming Curve Modes
 Multiple Unit Power Linking
 Rugged Die-Cast Aluminum Exterior
 Flicker Free Operation

SOURCE / PHOTOMETRIC DATA

Individual 3W Cool White / Warm aWhite Lumi™ LEDs
 100,000 Hour Average LED Life*
DW Chorus 12™
 (48) Total LEDs - 24 CW + 24 WW
 30,340 LUX (2,819 FC) @3.3' (1m)
DW Chorus 24™
 (96) Total LEDs - 48 CW + 48 WW
 20,570 LUX (1,911 FC) @3.3' (1m)
DW Chorus 48™
 (192) Total LEDs - 96 CW + 96 WW
 32,644 LUX (3,033 FC) @3.3' (1m)
DW Chorus 72™
 (288) Total LEDs - 144 CW + 144 WW
 37,500 LUX (3,484 FC) @3.3' (1m)

EFFECTS

Strobe and Chase Effects
 / Variable Dimming Curves

CONTROL / CONNECTIONS

Multiple DMX Channel Modes
 4 Button Control Panel and LCD Menu
 ArtNet™ / KlingNET™ / RDM Protocol
 (2) RJ45 Ports, 3pin and 5pin DMX In/Out
 powerCON Power In/Out

SIZE / WEIGHT

DW Chorus 12™
 LxWxH: 316 x 177.1 x 227.1mm
 Weight: 12.0 lbs. (5.4kg)
DW Chorus 24™
 LxWxH: 604 x 194.1 x 192.5 mm
 Weight: 23.0 lbs. (10.4kg)
DW Chorus 48™
 LxWxH: 1182 x 194.1 x 192.5 mm
 Weight: 37.0 lbs. (16.8kg)
DW Chorus 72™
 LxWxH: 1760 x 194.1 x 192.5 mm
 Weight: 53.0 lbs. (24.0kg)

ELECTRICAL / THERMAL

AC 110-250V - 50/60Hz
 5°F to 113°F (-15°C to 45°C)

APPROVALS / RATINGS

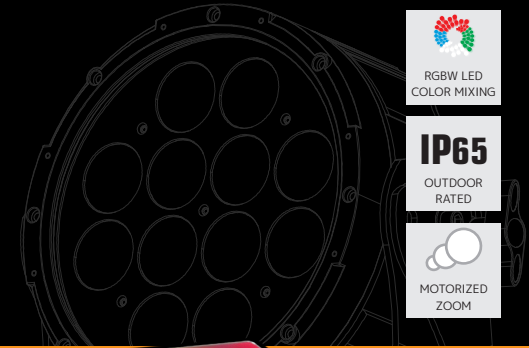
cETLus IIP30



ZCL BAR Z300 IP

CODE: 1236100148 | SKU: ZCL324

The ZCL BAR Z300 IP™ is a versatile IP65 rated bar effect luminaire with zoom, (5) individual 60W RGBW 4-in-1 LEDs, and the new advanced collimator optic lens which produces a sharp 4° color-changing beam from each lens. Features include 4° to 44° motorized zoom, strobe and selectable dimming curve effects, 64 color presets, 12 unique program macros, IP rated 5pin DMX and powerCON TRUE1 in/out connections, LCD menu display with (4) touch button control panel, adjustable yoke with rotating floor stands, clamp rigging with optional omega brackets (not included), multiple unit power linking, rugged die-cast aluminum exterior, 2 frost filters and glare shield options included, flicker free operation for TV and FILM.



RGBW LED
COLOR MIXING

IP65
OUTDOOR
RATED

MOTORIZED
ZOOM

- VERSATILE IP65 RATED BAR EFFECT LUMINAIRE WITH ZOOM
- (5) 60W 4-IN-1 RGBW LEDs
- SHARP 4° COLOR CHANGING BEAMS
- NEW ADVANCED COLLIMATOR OPTIC LENS
- 4° TO 44° MOTORIZED ZOOM AND FULL PIXEL CONTROL
- GLARE SHIELD AND FROST FILTER ACCESSORIES INCLUDED

SOURCE

(5) 60W RGBW 4-in-1 LED
100,000 Hour Average LED Life

PHOTOMETRIC DATA

36,436 LUX 3,385 FC @6.6' (2m)
(4° Min Zoom)
3,100 LUX 288 FC @6.6' (2m)
(44° Max Zoom)

COLOR

RGBW

EFFECTS

RGBW Color Mixing
Full Pixel Control and Pixel Flip
4° to 44° Motorized Zoom
64 Color Presets and 12 Unique
Program Macros
Electronic Strobe and Selectable
Dimming Curves

CONTROL / CONNECTIONS

(7) DMX Channel Modes
(28 Total Channels)
RDM (Remote Device Management)
(4) Button Touch Control Panel
IP Rated 5pin DMX Whip Cables
powerCON TRUE1 In/Out

SIZE / WEIGHT

Length: 26.4" (670mm)
Width: 6.2" (157.8mm)
Horizontal Height: 11.7" (297.6mm)
Weight: 43.0 lbs. (19.5 kg)

ELECTRICAL / THERMAL

AC 100-240V - 50/60Hz
390W Max Power Consumption
5F to 113°F (-15°C to 45°C)

APPROVALS / RATINGS

CE
IP65



**MULTI CHIP
RGBW LED
SOURCE ENGINE**

PALADIN™

CODE: 1215200033 | SKU: PAL001

PALADIN™ is an IP65 rated strobe wash blinder luminaire with motorized zoom. Featuring (24) high power 40W 4-in-1 RGBW LEDs, 6° to 32° motorized zoom, manual tilt adjustment, pixel zone control, 64 color presets and 15 unique color macros, electronic strobe, 16-bit dimming and variable dimming curve modes, DMX and RDM (Remote Device Management) protocol support, IP rated 5pin DMX and powerCON TRUE1 in/out connections, (4) button LCD control display panel, and a multi-voltage universal auto switching power supply (100-240v). Optional barn doors, egg crate, and dual quick-lock omega bracket rigging accessories available.



- 

RGBW
COLOR MIXING
- 

FLICKER
FREE
- 

MOTORIZED
ZOOM

- IP65 RATED STROBE WASH BLINDER LUMINAIRE
- (24) 40W 4-IN-1 RGBW LEDs
- MOTORIZED ZOOM AND MANUAL TILT ADJUSTMENT
- 64 COLOR PRESETS AND 15 UNIQUE PROGRAM MACROS
- FLICKER FREE FOR TV AND FILM
- PIXEL ZONE CONTROL

SOURCE

(24) 40W 4-in-1 RGBW LEDs
50,000 Hour Average LED Life

PHOTOMETRIC DATA

79,252 LUX 7,362 FC @9.8' (2m)
(6° Full ON)
6,848 LUX 636 FC @9.8' (2m)
(32° Full ON)

COLOR

RGBW

EFFECTS

Pixel Zone Control
64 Color Presets and 15 Unique
Color Macros
Electronic Strobe
16-Bit Dimming and Variable
Dimming Curve Modes

CONTROL / CONNECTIONS

6° to 32° Motorized Zoom
Manual 210° Tilt Movement
Multiple DMX Channel Modes
(33 total channels)
Adjustable Refresh Rate
and Gamma Brightness
4 Button Control Panel and
LCD Menu Display

RDM (Remote Device Management)
IP Rated 5pin DMX In/Out
powerCON TRUE1 In

SIZE / WEIGHT

Length: 18.8" (478mm)
Width: 9.2" (233mm)
Vertical Height: 16.0" (407.5mm)
Weight: 26.5 lbs. (12.0 kg)

ELECTRICAL / THERMAL

AC 100-240V - 50/60Hz
990W Max Power Consumption
5°F to 113°F (-15°C to 45°C)

APPROVALS / RATINGS

CE
IP65




Grid



BarnDoors





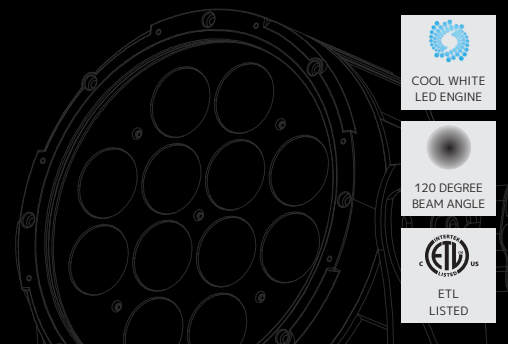
**MULTI CHIP
RGBW LED**
SOURCE ENGINE



PROTRON 3K

CODE: 1215200029 | SKU: PRO890

The Protron 3K™ is a new high powered LED strobe featuring (200) CREE™ 3W Cool White LEDs, 80,000 lumens, 120° beam angle, (2) power modes (HIGH or LOW), strobe effect macros including burst, pulse, lighting, and full ON*, (2) silent cooling fans, electronic dimming, 3/5pin DMX and powerCON in/out connections, (4) button LCD control panel, an integrated rigging yoke, 900W max power consumption, and a multi-voltage universal auto switching power supply (100-240v). *Thermally regulated output at full max 10 seconds.



- (202) CREE™ 3W COOL WHITE LEDs
- 80,000 TOTAL LUMENS
- 120° BEAM ANGLE
- (2) POWER MODES (HIGH OR LOW)
- BURST, PULSE, LIGHTING, AND FULL ON* EFFECTS
- (2) SILENT COOLING FANS

SOURCE

(202) CREE™ 3W Cool White LEDs
80,000 Total Lumens
50,000 Hour Average LED Life

PHOTOMETRIC DATA

16,450 LUX 1,528 FC @3.3' (1m)
(120° Full ON)

EFFECTS

Electronic Dimming
Burst, Pulse, Lighting, Full ON*
*Thermally regulated output at full max 10 seconds.

CONTROL / CONNECTIONS

3 DMX Channel Modes (1 / 2 / 3 / 4)
4 Button Control Panel
LCD Menu Display
3/5pin DMX In/Out
powerCON In/Out
Power Link Up To (2)
Units at 120V

SIZE / WEIGHT


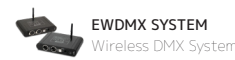
Length: 21.5" (546mm)
Width: 6.9" (175mm)
Vertical Height: 11.7" (296mm)
Weight: 17.2 lbs. (7.8kg)

ELECTRICAL / THERMAL

AC 100-240V - 50/60Hz
900W Max Power Consumption
Max Ambient Temperature 113°F
(40°C)

APPROVALS / RATINGS

cETLus
IP20



CW LED
SOURCE ENGINE



PROTRON 3K COLOR

CODE: 1215200031 | SKU: PRO901

The Protron 3K Color™ is a new high powered LED strobe featuring (240) CREE™ XLamp™ 3W RGBW LEDs, 40,000 total lumens*, 63° beam angle, (2) power modes (HIGH or LOW), strobe effect macros including burst, pulse, lighting, and full ON, (2) silent cooling fans, electronic dimming, 3/5pin DMX and PowerCon TRUE1 in/out connections, (4) button LCD control panel, an integrated rigging yoke, 800W max power consumption, and a multi-voltage universal auto switching power supply (100-240v). *Peak Lumens.



- 63° BEAM ANGLE
- (2) POWER MODES (HIGH AND LOW)
- ELECTRONIC DIMMING
- (2) SILENT COOLING FANS
- BURST, PULSE, LIGHTNING, AND FULL ON* EFFECTS

SOURCE
 (240) CREE™ XLamp 3W LEDs
 (60 each color-RGBW)
 50,000 Hour Average LED Life**

PHOTOMETRIC DATA
 40,000 Total Lumens* (*Peak)
 12,210 LUX 1,134 FC @3.3'
 (1m) (63° Full ON)

COLOR
 RGBW


EFFECTS
 Electronic Dimming
 Burst, Pulse, Lightning, Full ON*
 *Thermally regulated output at full max 10 seconds.

CONTROL / CONNECTIONS
 (4) DMX Channel Modes
 (3 / 5 / 7 / 8)
 4 Button Control Panel
 OLED Menu Display
 3/5pin DMX In/Out
 powerCON TRUE 1 In/Out

SIZE / WEIGHT
 Length: 19.9" (506mm)
 Width: 5.9" (150mm)
 Vertical Height: 14.1" (357mm)
 Weight: 24.3 lbs. (11.0kg)

ELECTRICAL / THERMAL
 AC 100-240V - 50/60Hz
 800W Max Power Consumption
 Max Ambient Temperature 113°F
 (40°C)

APPROVALS / RATINGS
 CE | IP20



ELAR Q1

CODE: 1236100109 | SKU: EAR913



- 18W RGBW QUAD LED
- IP65 RATED
- 7° BEAM 14° FIELD ANGLES
- RDM (REMOTE DEVICE MANAGEMENT)
- DIRECT DMX AUTO ADDRESSING OPTION

FEATURES

IP65 Rated
7° Beam 14° Field Angles
RDM (Remote Device Management)
Direct DMX Auto Addressing Option

SOURCE

18W RGBW Quad LED
100,000 Average Hour LED Life
16.7 Million Colors / 8 Bits
Per Color

PHOTOMETRIC DATA

9,310 LUX (865 FC) @3.3 ft. (1m)
7° Full ON

CONTROL / CONNECTIONS

4 DMX Channels
8pin Data/Power Combo
IP Cables In/Out

Multiple Unit Linkable
(Max 15 units per ELAR Q1 PSU™)

SIZE / WEIGHT

Length: 3.8" (96mm)
Width: 2.9" (73mm)
Vertical Height: 2.9" (73mm)
Weight: 1.1 lbs. (0.5kg)

ELECTRICAL / THERMAL

24VAC
18W Max Power Consumption
14°F to 113°F (-10°C to 45°C)

APPROVALS / RATINGS

cETLus | IP65

ELAR Q1 PSU

CODE: 1236100110 | SKU: EAR925



- IP65 RATED
- 24VAC OUTPUT
- MAX (15) LINKED ELAR Q1™ UNITS EACH

FEATURES

IP65 Rated
Max (15) Linked ELAR Q1™ Units Each

CONNECTIONS

8pin Power IP Cables In/Out

SIZE / WEIGHT

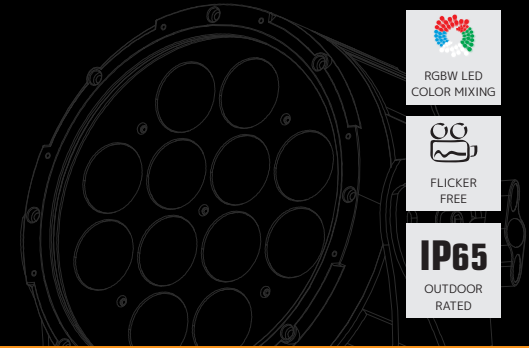
Length: 12.4" (315mm)
Width: 5.7" (145mm)
Vertical Height: 2.6" (67mm)
Weight: 2.2 lbs. (1.0kg)

ELECTRICAL / THERMAL

AC 100-240V - 50/60Hz

APPROVALS / RATINGS

CE | IP65



RGBW LED
COLOR MIXING

FLICKER
FREE

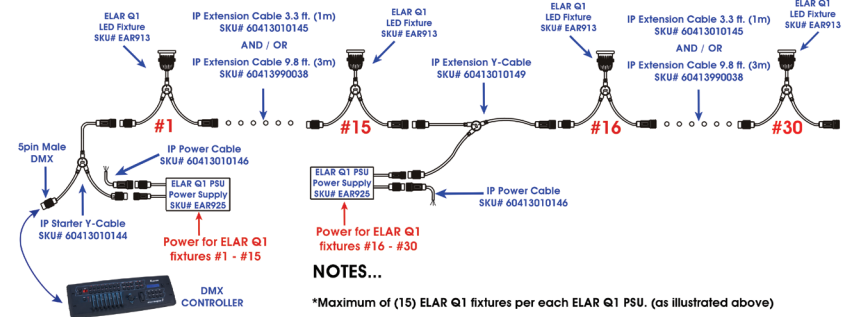
IP65
OUTDOOR
RATED

60413990038
ELAR Q1 IP Extension

60413010149
ELAR Q1 IP Extension Y-Cable



ELATION ELAR Q1 - (30) UNIT SYSTEM INSTALL DIAGRAM EXAMPLE



NOTES...

*Maximum of (15) ELAR Q1 fixtures per each ELAR Q1 PSU. (as illustrated above)

VOLT Q5E-6PK

CODE: 1235300059 | SKU: VOL106

The Volt Q5E Six Pack™ charging road case includes (6) of the new IP65 rated Volt Q5E™ units which are ideal for event uplighting and exterior wash applications, each having (5) 10W QUAD color RGBW LEDs, 9° beam 17° field angles, 180°+ manual LED head positioning, variable color correction (2,700K - 7,200K), magnetic frost filter gel frame, electronic strobe and dimming, flicker free operation for TV and FILM, rugged die-cast aluminum exterior, rubber padded base, retractable carrying handle, an internal wireless EWDMX receiver, and powered by a rechargeable Lithium-Ion battery.



- IP65 RATED
- 9° BEAM AND 17° FIELD ANGLES
- 180°+ MANUAL LED HEAD POSITIONING
- VARIABLE COLOR CORRECTION (2,700K - 7,200K)
- INTERNAL WIRELESS EWDMX RECEIVER
- RECHARGEABLE LITHIUM-ION BATTERY

SOURCE

(5) 10W QUAD Color RGBW LEDs
100,000 Hour Average Life

PHOTOMETRIC DATA

38,450 LUX 3,572 FC @3.3 ft
(1m) (9° Full ON)

EFFECTS

Variable Color Correction
(2,700K - 7,200K)
Magnetic Frost Filter Gel Frame
Electronic Strobe and Dimming
Curves
Multiple Color and Chase Macros

CONTROL / CONNECTIONS

(4) DMX Channel Modes
(4 / 5 / 11 / 12)
Internal Wireless EWDMX Receiver
(4) Button Control Panel
LCD Menu Display
3pin IP DMX In/Out
2pin IP Power Charger In

SIZE / WEIGHT (single unit)

Length: 11.4" (290mm)
Width: 9.9" (252mm)
Vertical Height: 11.4" (289mm)
Weight: 15.0 lbs. (6.8 kg)

ELECTRICAL / THERMAL

DC 22-26.2V
65W Max Power Consumption
(each unit)
14°F to 113°F (-10°C to 45°C)

APPROVALS / RATINGS

cETLus
IP65

VOLT Q5™ CHARGING ROAD CASE

FEATURES

Charges (6) Volt Q5™ Units
Charge Status Windows
for each unit

SIZE / WEIGHT

(loaded case with 6 units)
Length: 44.0" (1118mm)
Width: 22.0" (560mm)
Vertical Height: 21.6" (548mm)
Loaded Weight: 240.0 lbs. (109 kg)



VOLT/DIAC
IP F to 3-Pin M DMX Cable



VOLT/DOAC
IP F to 3-Pin F DMX Cable

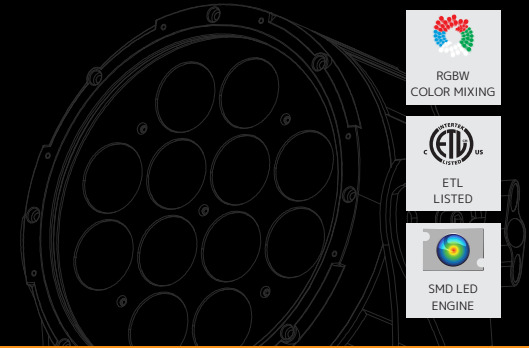


PIXEL BAR SERIES

SEE BELOW

PIXEL NET 4

CODE: 1236200041 | SKU: PIX013



- PIXEL BAR 12™ (12) 3-IN-1 SMD LEDS / PIXEL BAR 20™ (20) 3-IN-1 SMD LEDS / PIXEL BAR 40™ (40) 3-IN-1 SMD LEDS
- 25MM PIXEL 16.7 MILLION COLORS / 8 BITS PER COLOR
- 850 NITS / 2000HZ REFRESH RATE
- (2) RJ45 CAT5E PORTS (INPUT/OUTPUT)
- MULTIPLE UNIT LINKABLE / EXTRUDED ALUMINUM HOUSING

FEATURES

25mm Pixel Pitch
850 NITS / 2000Hz Refresh Rate
Extruded Aluminum Housing

SOURCE / PHOTOMETRIC

Pixel Bar 12™
(12) 3-in-1 SMD LEDS
Pixel Bar 20™
(20) 3-in-1 SMD LEDS
Pixel Bar 40™
(40) 3-in-1 SMD LEDS

CONTROL / CONNECTIONS

Pixel Bar 12™ - 36 DMX Channels
Pixel Bar 20™ - 60 DMX Channels
Pixel Bar 40™ - 120 DMX Channels
(1) RJ45 CAT5e Input / Output

PIXEL BAR 12™

Length: 13.1" (333mm)
Width: 1.5" (38.2mm)
Vertical Height: 3.6" (92.6mm)
Weight: 2.5 lbs. (1.12kg)

PIXEL BAR 20™

Length: 19.7" (500mm)
Width: 1.5" (38.2mm)
Vertical Height: 3.6" (92.6mm)
Weight: <4.0 lbs. (1.8kg)

PIXEL BAR 40™

Length: 39.4" (1000mm)
Width: 1.5" (38.2mm)
Vertical Height: 3.6" (92.6mm)
Weight: 5.5 lbs. (2.5kg)

ELECTRICAL / THERMAL

DC-24V

APPROVALS / RATINGS

cETLus | IP20

- ARTNET TO DMX DRIVER
- (4) DMX UNIVERSES
- ARTNET CAT5 INPUT/OUTPUT / (4) RJ45 CAT5E OUTPUTS
- AC 90-120V - 50/60HZ OR 200-240V - 50/60HZ
- MULTIPLE UNIT LINKABLE 6 @120V (12 @220V)
- 350W MAX POWER CONSUMPTION

FEATURES

ArtNet to DMX Driver
(4) DMX Universes
ArtNet Cat5 Input/Output
(4) RJ45 CAT5e Outputs
AC 90-120V - 50/60Hz or
200-240V - 50/60Hz
Multiple Unit Linkable 6
@120V (12 @220V)
350W Max Power Consumption

CONTROL / CONNECTIONS

(1) RJ45 CAT5 ArtNet Input
(1) RJ45 CAT5 ArtNet Output
(4) RJ45 CAT5e Outputs

SIZE / WEIGHT


Length: 12.2" (310mm)
Width: 10.0" (255mm)
Vertical Height: 3.4" (86.2mm)
Weight: 8.0 lbs. (3.6kg)

ELECTRICAL / THERMAL

AC 90-240V - 50/60Hz
350W Max Power
Consumption
32°F to 104°F (0°C to 40°C)

APPROVALS / RATINGS

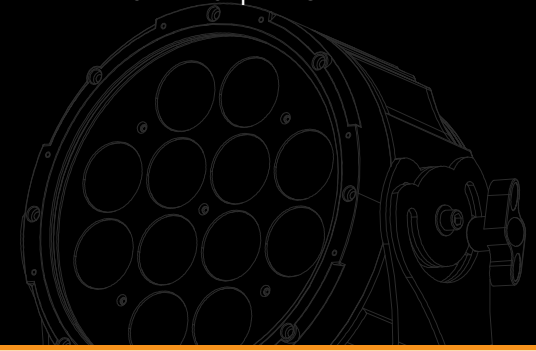
cETLus



PIXEL BAR IP SERIES

PIXEL BAR 30IP SKU# PIX200 | PIXEL BAR 60IP SKU# PIX225 | PIXEL BAR 120IP SKU# PIX252

The Pixel Bar IP™ series, is available in 30, 60, or 120 pixels lengths, all featuring 3-in-1 SMD LEDs producing a 17mm pixel pitch, 120° beam angle, 16.7 million colors with 8 bits per color, 850 NITS, 2000Hz refresh rate, DC24V, (2) RJ45 CAT5e ports (input/output) connections, flicker free operation for broadcast TV and FILM, multiple unit linkable, extruded aluminum housing, and integrated adjustable mounting brackets.



- IP65 OUTDOOR RATED, INCLUDES ROUNDED LENS
- 17MM PIXEL PITCH / 120° BEAM ANGLE
- 16.7 MILLION COLORS / 8 BITS PER COLOR
- 850 NITS / 2000HZ REFRESH RATE
- MULTIPLE UNIT LINKABLE / EXTRUDED ALUMINUM HOUSING
- FLICKER FREE OPERATION FOR BROADCAST TV AND FILM

PIXEL BAR 30IP

SKU: PIX200

30 x Tri Color SMD, IP65, 1m Pixel bar with 16mm pixel pitch. Designed to work with Pixel Driver 4000.

PIXEL BAR 60IP

SKU: PIX225

60 x Tri Color SMD, IP65, 1m Pixel bar with 16mm pixel pitch. Designed to work with Pixel Driver 4000.

PIXEL BAR 120IP

SKU: PIX253

120 x Tri Color SMD, IP65, 1m Pixel bar with 16mm pixel pitch. Designed to work with Pixel Driver 4000.


PIXEL DRIVER 4000

SKU: PIX277


Pixel Bar 30IP, Pixel Bar 60IP and Pixel Bar 120IP Driver. KlingNet, ArtNet and sCAN protocols. Drives up to 4000 pixels via KlingNet, 170 pixels via ArtNet or 170 Via sCAN.

OPTIONAL ACCESSORIES

TBA	Optional Squared lens
PIX339	10 FT Data Power Cable
PIX391	25 FT Data Power Cable
PIX424	50 FT Data Power Cable
PIX437	100 FT Data Power Cable
	more lengths available...



Optional Squared Lens




Included Round Lens



ELAR DRIVER 1 PRO

SKU: ELAR DRIVER 1 PRO



- 3 CHANNEL RGB INDEPENDENT CHANNEL CONTROL VIA DMX-512
- FLICKER FREE DIMMING
- COMPACT POLYCARBONATE DESIGN

FEATURES

3 Channel RGB Independent Channel Control via DMX-512
Flicker Free Dimming
Compact Polycarbonate Design

CONTROL / CONNECTIONS

DIP Switches For Addressing and Manual Mode Operation
2pin Terminal Socket for DC Power
3pin Terminal Socket for DMX In
3pin Terminal Socket for DMX Out
4pin Terminal Socket (MAX 6A) (RGB Output)

SIZE / WEIGHT

Length: 3.66" (93mm)
Width: 1.86" (47.2mm)
Height: 1.24" (31.5mm)
Weight: 1.0 lbs. (0.45kg)

ELECTRICAL

Power Input: 6-24VDC 4-6A MAX
Power Output: 4A Total @ 24vDC

APPROVALS / RATINGS

CE

ELAR DRIVER-8-12V

SKU: ELAR DRIVER 1



- UNIVERSAL LED DRIVER
- 12 POSITION DIPSWITCH FOR FUNCTION SET UP
- 7 BUILT IN PROGRAMS
- DMX AND STAND ALONE OPERATION MODES
- 0- 100% STAND ALONE FADE TIME SETTING

FEATURES

Universal LED driver
12 position dipswitch for function set up
USITT DMX512 (1990) compatible
DMX and Stand Alone operation modes
0- 100% Stand Alone Fade Time setting
0.1S - 30S Stand Alone Chase Speed setting
7 built in programs
Power Output Options: 8 terminal outputs in two different models
* 12VDC, 6A/CH, Total 12A Max.
* 24VDC, 6A/CH, Total 6A Max.
DMX Output Operation Modes:
Pure White (Intensity)
Color with white saturation
RGB (Three DMX Channels)
RGBW (Four DMX Channels)
DMX Input: 3-Pin XLR male
DMX Output: 3- Pin XLR female

SIZE / WEIGHT

Length: 11.26" (286mm)
Width: 7.51" (191mm)
Height: 2.91" (74mm)
Weight: 6.6 lbs. (3kg)

ELECTRICAL

Power Input:
Voltage Selector Includes:
* 110- 120VAC (3.2A)
* 220- 240VAC (1.6A)
50/60Hz
Operation Temperature:
-10 degC to +50 degC

APPROVALS / RATINGS

CE

FLEX PIXEL DRIVER 1

SKU: FLE768



- PROFESSIONAL LED DRIVER FOR LED-TAPE (144 PIXELS / 2 TAPES)
- LED CONTROL DISPLAY
- UP TO 432 DMX CHANNELS OF CONTROL
- ITS SMALL COMPACT DESIGN ALLOWS FOR EASY MOUNTING AND INTEGRATION INTO ANY SYSTEM

FEATURES

Professional LED Driver for LED-Tape (144 Pixels / 2 Tapes)
LED Control Display

CONTROL / CONNECTIONS

DMX IN via 3pin Terminal
DMX OUT via 3pin Terminal
Power IN via 6pin Terminal

SIZE / WEIGHT

Length: 3.5" (90mm)
Width: 1.6" (40mm)
Height: 0.8" (20mm)
Weight: 0.12 lbs. (0.055kg)

APPROVALS / RATINGS

CE

INCLUDED ACCESSORIES

(1) Flex Pixel Tape Jumper
First Cable
(1) Flex Pixel Tape
Power Cable

FLEX RGB TAPE

SKU: FLEX LED TAPE

FLEX RGB TAPE WP

SKU: FLEX LED TAPE WP



- FULL RGB SPECTRUM AVAILABLE
- 180 SMD- RGB LEDS ON 3M
- 16,6MM PIXEL PITCH
- 120° LIGHT DISPERSION
- EXTREME BRIGHT AND FLEXIBLE RGB
- LED TAPE OF 3 METERS LENGTH WITH 180 SMD-RGB LED'S

FEATURES

3 meters length/roll, 11,5mm wide
3 colors on one chip
16,6mm space between LEDs
dividable every 50mm, which makes
3 LEDs = 0,72W
Bright RGB colors
Beam Angle: 120°
Operating Temp - 40°c to 80°c
Avg. Rated Life 30,000hrs

SIZE / WEIGHT

Length: 1.5mm | Width: 11.5mm

ELECTRICAL / THERMAL

Voltage: 12V
Total power consumption 3m: 43W

APPROVALS / RATINGS

ETL

SETUP OPTIONS

Full RGB DMX control:
ELAR LED Driver 1 (304084)
FLEX PSU4a (304102)

Full RGB wireless control:
FLEX RGB C (304098)
WR LED (304027)
FLEX PSU4a (304102)

For control of more than 3m
Flex RGB you need every 3m:
FLEX RGB AMP (304099)
FLEX PSU4a (304102)

For connection (optional):
FLEX EC3m Extension Cable
for RGB Flex (304100)
FLEX EC20cm Extension

FLEX PIXEL WP-14

CODE: 1221500022 | SKU: FLX775

FLEX PIXEL WP

CODE: 1226300024 | SKU: FLE742



- 3M FLEXIBLE LED PIXEL TAPE WITH WATERPROOF COVER.
- 72 RGB SMD TRI COLOR LED PIXELS (216 CH.)
- PER TAPE SPACED ON 40MM CENTERS
- YOU CAN MOUNT THE TAPE TO ANY SURFACE USING OUR FLEX IP CLIP KIT (OPTIONAL) AND THE TAPE CAN BE CUT AND EXTENDED EVERY 10CM.

FEATURES

The Flex Pixel WP (FLE742) is a 10' (3M) flexible LED Pixel Tape with waterproof cover. It features 72 RGB SMD tri color LED Pixels (216 CH.) per tape spaced on 40mm (1.6") centers. You can mount the tape to any surface using our Flex IP Clip kit (optional)

SIZE / WEIGHT

Length: 3M
Width: 15mm
Vertical Height: 5mm

ELECTRICAL / THERMAL

Power rating: 20W @ 5V DC max

APPROVALS / RATINGS

cETLus

OPTIONAL ACCESSORIES

FLEX PIXEL DRIVERS:
Flex Pixel Driver (FLE768) is a dedicated DMX driver for up to 144 Pixels / 2 Tapes / up to 432 dmx channels of control. It's small, compact design allows for easy mounting and integration into your installation.

FLEX PIXEL PSU:
Both of the above drivers to be used with the FLEX PIXEL 5VPSU (FLE781) 5 volt, 5amp power supply required for each section of Flex Pixel WP Tape

OPTIONAL CABLES

FLEX PIXEL DRIVER:
Flex Pixel Tape Jumper
First Cable (# FPT-JC)

EZ KLING

CODE: 1321000070 | SKU: EZK456



- DMX 512, KLINGNET™, ART-NET 3™ MULTICAST AND UNICAST, SACN
- (4) BUTTON CONTROL PANEL AND LCD MENU DISPLAY AND LOCKOUT FEATURE
- (6) BARE WIRE TERMINAL BLOCK
- (1) 3PIN DMX I/ OUTPUT/ (2) RJ45 BILATERAL CAT5E

FEATURES

The EZ KLING™ is an RJ45 to DMX, KlingNet™, Art-Net 3™, and SACN interface, which allows you to pixel map KlingNet™ and DMX compatible fixtures through the KlingNet™ mapper included in Media Master Express (not included). Ideal for use with Flex Pixel Tape™ and LED Pixel controllable DMX fixtures. One EZ KLING™ interface will drive up to 600 Flex Pixel RGB pixels using KlingNet™ control protocol or 170 DMX Pixels via Art-Net 3™/ DMX control. Includes a magnet on the back panel for easy metal surface mounting and a mini omega bracket for clamp/truss mounting.

SIZE / WEIGHT

Length: 5.31" (134.9mm)
Width: 4.92" (125mm)
Vertical Height: 1.61" (40.9mm)
Weight: 0.95 lbs. (0.43kg)

ELECTRICAL / THERMAL

5VDC
5W Max Power
Consumption

APPROVALS

cETLus

DiGidot

SKU: DIGIDOT C4 LIVE SKU: DIGIDOT C4 EXTENDED

Elation Professional is pleased to offer the DiGidot C4™, a small and powerful LED controller and pixel tape driver that has use in all kinds of applications. "DiGidot is a powerful, innovative solution for pixel control and is one of the most advanced LED pixel tape drivers on the market today. It offers the latest technology for integration into a variety of LED pixel tape projects and runs all pixel tapes on the market, including the Elation Flex Pixel range." A built-in show recorder records up to 8 DMX universes, making the DiGidot C4 perfectly suited for applications in theme parks, museums, retail shops and architectural. It works with a variety of protocols and an intuitive app and web-based user interface make for convenient operation.



- CONTROL OVER 30 ADDRESSABLE LED DRIVERS
- TRIGGER OVER UDP, HTTP-GET, ART-NET, DMX, THROUGH ON-BOARD SWITCH,
- ON POWER UP, BY CLOCK TIMING OR WITH CONTACT CLOSURE
- ADJUSTABLE COLOR ORDER
- COMBINE CHANNELS / REPEAT CHANNELS
- MULTIPLE DIMMING CURVE OPTIONS / ART-NET IP ADDRESS FILTERING

DiGidot C4 Live

- 4 Universes / 2048 channels
- 8 Universes / 4096 channels
- 12 Universes / 6144 channels

The DiGidot C4 Live is a small but powerful LED controller, that suits all kinds of situations. One device drives more than 6000 single LEDs. Furthermore, it supports 20+ addressable LED drivers and various industry standards. This is all you need in LED and show control! With the built in user interface, the DiGidot C4 is easy to setup through a web browser.



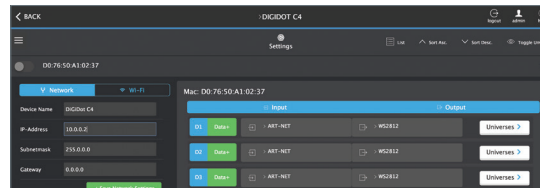
DiGidot C4 Extended

- 1 Universe / 512 channels
- 2 Universes / 1024 channels
- 8 Universes / 4096 channels

The DiGidot C4 Extended combines the capabilities of the DiGidot C4 Live and adds recording and triggering functions that allow complete stand-alone running of complex lighting installations.

List of triggers:

Power Up, Analog Input, Onboard Switch, Time, HTTP GET, UDP, Art-Net/DMX.





Floyd Central HS, 42nd Street

THEATRICAL

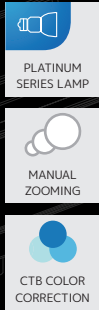


COLOUR 5 PROFILE

PRO FS 15R FOLLOWSPOT

CODE: 1236300043 | SKU: PFS001

The PRO FS 15R™ is a high output medium throw followspot featuring the Philips™ MSD Platinum 15R lamp, 2,000 hour average lamp life, 5° to 10° manual zoom, (5) dichroic colors including CTB plus white, (4) manual gel frame holders, 0-100% smooth dimming manual iris, frost, and framing effects, variable color temperature settings (3,200K - 6,800K), PowerCon in, (6) button (2) fader control panel, 400W max power consumption, a multi-voltage universal auto switching power supply (100-240v), and included tripod stand and road case.



- 5° - 10° MANUAL ZOOM
- 13,500 TOTAL LUMENS
- (5) DICHROIC COLORS INCLUDING CTB PLUS WHITE
- (4) MANUAL GEL FRAME HOLDERS
- VARIABLE COLOR TEMPERATURE SETTINGS (3,200K - 6,800K)

SOURCE
Phillips™ MSD Platinum 15R Lamp
2,000 Hour Average Lamp Life

PHOTOMETRIC DATA
10,770 LUX 1,001 FC @32.8' (10M)
(6° Full On)

EFFECTS
Iris and Framing
Frost
Smooth Dimming (0-100%)

CONTROL / CONNECTIONS
(4) Push Buttons
(2) Faders (Dimming + Color Temperature)
powerCON In

SIZE / WEIGHT - Followspot
Length: 42.0" (1068mm)
Width: 14.9" (376mm)
Vertical Height: 10.0" (255mm)
Weight: 52.0 lbs. (24 kg)

SIZE / WEIGHT - Road Case
Length: 46.0" (1170mm)
Width: 26.8" (680mm)
Vertical Height: 25.6" (650mm)
Weight: 174.0 lbs. (79 kg) (with followspot + stand)

ELECTRICAL / THERMAL
AC 100-240V - 50/60Hz
400W Max Power Consumption
14° to 113°F (-10° to 45°C)

APPROVALS / RATINGS
CE
IP20



FEATURING THE
PHILIPS
MSD PLATINUM
21R



DW PROFILE

CODE: 1236100100 | SKU: DLE077



- 17° - 27° MANUAL ZOOM
- (4) BLADE MANUAL FRAMING SHUTTERS
- VARIABLE COLOR TEMPERATURE SETTINGS (3,200K - 6,000K)
- MANUAL AND DMX CONTROLLED STROBE AND DIMMER
- FLICKER FREE OPERATION FOR TV & FILM

SOURCE

250W Dynamic LED Engine >93CRI
100,000 Hour Average Life

PHOTOMETRIC DATA

20,200 LUX 1877 FC @8.2' (2.5M)
(17° Full On 4,200K)
9,640 LUX 896 FC @8.2' (2.5M)
(27° Full On 4,200K)

EFFECTS

Variable Strobe Settings (1-18 fps)
Electronic Dimming (0% - 100%)

GOBOS

Supports B Size Metal or HT Transparency Gobos*
Gobo Size: OD 86mm / IA 64mm / Thickness 0.15mm
(*Gobos and Holder not included)

CONTROL / CONNECTIONS

(7) DMX Channel Modes (2 / 3 / 8)

Manual Zoom
Manual and DMX Color Temperature and Dimmer
(4) Button and (2) Dial Control
LCD Menu Display
3pin and 5pin DMX In/Out
powerCON In

SIZE / WEIGHT

Length: 30.1" (764mm)
Width: 12.8" (325mm)
Vertical Height: 18.0" (458mm)
Weight: 30.0 lbs. (13.6 kg)

ELECTRICAL / THERMAL

AC 100-240V - 50/60Hz
300W Max Power Consumption
14° to 113°F (-10° to 45°C)

APPROVALS / RATINGS

cETLus | IP20

DW FRESNEL

CODE: 1236100094 | SKU: DLE064



- 13° - 41° MANUAL ZOOM
- VARIABLE COLOR TEMPERATURE (3,200 - 6,000K)
- NO NOISE THERMO-OPTICAL COOLING TECHNOLOGY
- MANUAL AND DMX CONTROLLED COLOR TEMP & DIMMING
- FLICKER FREE OPERATION FOR TV & FILM
- ROTATING BARN DOOR, GEL FRAME & FROST FILTER

SOURCE

250W Dynamic White LED Engine
100,000 Hour Average Life

PHOTOMETRIC DATA

Lens Dia: 7" (175mm) HIGH CRI
>90 / up to 8,716 lm
28,520 LUX 2650 FC @8.2' (2.5M)
(13° Full On 4,800K)
2,742 LUX 255 FC @8.2' (2.5M)
(41° Full On 4,800K)

EFFECTS

Variable Strobe Settings (1-18 fps)
Electronic Dimming (0% - 100%)
Variable Dimming Curves

CONTROL / CONNECTIONS

(4) Button and (3) Dial Control
Panel LCD Menu Display
Manual or DMX Controlled Color Temp and Dimming
3 DMX Channels Modes (2 / 3 / 8)

3 and 5 pin DMX In/Out
PowerCON Power In

SIZE / WEIGHT


Length: 23.4" (595 mm)
Width: 10.4" (264 mm)
Height: 17.8" (453 mm)
Weight: 24.0 lbs. (10.9 kg)

ELECTRICAL / THERMAL

AC 100-240V - 50/60Hz
320W Max Power
Consumption
14° to 113°F (-10° to 45°C)

APPROVALS / RATINGS

cETLus
IP20



DW SERIES | THEATRICAL



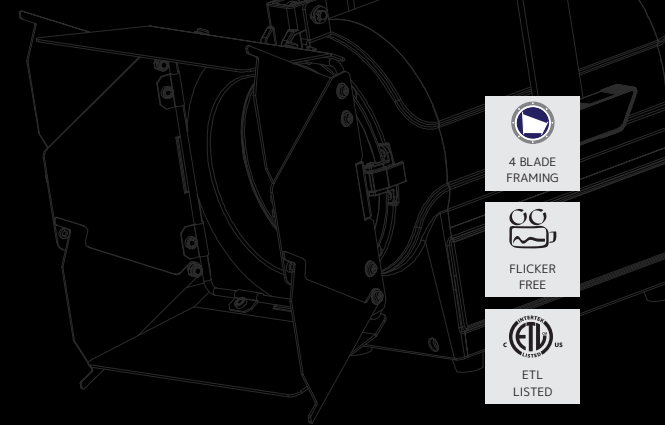
WW PROFILE HP IP

CODE: 1236100137 | SKU: WWP702



CW PROFILE HP IP

CODE: 1236100135 | SKU: CWP001



- IP65 OUTDOOR RATED
- HIGH POWER WARM WHITE LED ENGINE
- INTERCHANGEABLE LENS OPTIONS** (19°, 26°, 36°, 50°)
- (4) BLADE MANUAL FRAMING SHUTTERS
- ADJUSTABLE LED REFRESH RATE AND GAMMA BRIGHTNESS
- FLICKER FREE OPERATION FOR TV AND FILM

SOURCE

130W Warm White
3,000K LED Engine
50,000 Hour Average LED Life

PHOTOMETRIC DATA

>94CRI, 6,700 Total Lumens*
(with 26° Lens)

EFFECTS

Electronic Strobe and Dimming
Variable Dimming Curve Modes

GOBOS

Supports "B" Size Metal,
HT Transparency Gobos*
*Gobos and Holder not included.

CONTROL / CONNECTIONS

2 DMX Channel Modes (1 / 4)
4 Button Control Panel
LED Menu Display
3/5pin DMX In/Out
powerCON In/Out

SIZE / WEIGHT

Length: 24.3" (618mm) / 26.5"
(674mm) Fully Extended
Width: 12.2" (310mm)
Vertical Height: 15.7"
(398mm)
Weight: 21.0 lbs. (9.5 kg)

ELECTRICAL / THERMAL

Quiet Fan Cooling
AC 100-240V - 50/60Hz
160W Max Power
Consumption
Power Linking: 4pcs Max
@120V / 9pcs Max @240V
14° to 113°F (-10° to 45°C)

APPROVALS / RATINGS

cETLus
IP65

- IP65 OUTDOOR RATED
- HIGH POWER COOL WHITE LED ENGINE
- INTERCHANGEABLE LENS OPTIONS** (19°, 26°, 36°, 50°)
- (4) BLADE MANUAL FRAMING SHUTTERS
- ADJUSTABLE LED REFRESH RATE AND GAMMA BRIGHTNESS
- FLICKER FREE OPERATION FOR TV AND FILM

SOURCE

High Power LED Engine
50,000 Hour Average LED Life

PHOTOMETRIC DATA

TBA

EFFECTS

Electronic Strobe
Variable Dimming Curve Modes

GOBOS

Supports "B" Size Metal,
HT Transparency Gobos*
*Gobo Holder Not Included

CONTROL / CONNECTIONS

2 DMX Channel Modes (4 total chan-
nels)
4 Button Control Panel
LED Menu Display
3/5pin DMX In/Out
powerCON TRUE 1 In/Out

SIZE / WEIGHT

Length: 24.3" (618mm)
Width 12.2" (310mm)
Vertical Height:
15.7" (398mm)
Weight: 21.0 lbs. (9.5kg)

ELECTRICAL / THERMAL

Quiet Fan Cooling
AC 100-240V - 50-60Hz
160W Max Power
Consumption
14°F to 113°F
(-10°C to 45°C)

APPROVALS / RATINGS

cETLus
IP65
**Interchangeable Lens
Options are sold separately



LENS OPTION SOLD SEPARATELY

PHD019
Profile High Definition
Lens 19°

PHD126
Profile High Definition
Lens 26°

PHD236
Profile High Definition
Lens 36°

PHD350
Profile High Definition
Lens 50°



IP GOBO ROTATOR SKU# IPR701

IP RATED ROTATING GOBO MODULE
ACCESSORY FOR WW / CW PROFILE IP
SOLD SEPARATELY





WW PROFILE HP

CODE: 1236100134 | SKU: WWP628

CW PROFILE HP

CODE: 1236100094 | SKU: DLE064



- HIGH POWER WARM WHITE LED ENGINE
- INTERCHANGEABLE LENS OPTIONS** (19°, 26°, 36°, 50°)
- (4) BLADE MANUAL FRAMING SHUTTERS
- VARIABLE DIMMING CURVE MODES
- ADJUSTABLE LED REFRESH RATE AND GAMMA BRIGHTNESS
- FLICKER FREE OPERATION FOR TV AND FILM

SOURCE

130W Warm White
3,000K LED Engine
50,000 Hour Average LED Life

PHOTOMETRIC DATA

>94CRI, 6,700 Total Lumens*
(with 26° Lens)

EFFECTS

Electronic Strobe and Dimming
Variable Dimming Curve Modes

GOBOS

Supports "B" Size Metal, HT
Transparency Gobos*
*Gobos and Holder not included.

CONTROL / CONNECTIONS

2 DMX Channel Modes (1 / 4)
4 Button Control Panel
LED Menu Display
3/5pin DMX In/Out
powerCON In/Out

SIZE / WEIGHT

Length: 24.3" (618mm)
/ 26.5" (674mm)
Fully Extended
Width: 12.2" (310mm)
Vertical Height: 15.7"
(398mm)
Weight: 21.0 lbs. (9.5 kg)

ELECTRICAL / THERMAL

Quiet Fan Cooling
AC 100-240V - 50/60Hz
160W Max Power
Consumption
Power Linking: 4pcs Max
@120V / 9pcs Max @240V
14° to 113°F (-10° to 45°C)

APPROVALS / RATINGS

cETLus
IP20

**Interchangeable Lens
Options are sold separately

- HIGH POWER COOL WHITE LED ENGINE
- INTERCHANGEABLE LENS OPTIONS** (19°, 26°, 36°, 50°)
- (4) BLADE MANUAL FRAMING SHUTTERS
- VARIABLE DIMMING CURVE MODES
- ADJUSTABLE LED REFRESH RATE AND GAMMA BRIGHTNESS
- FLICKER FREE OPERATION FOR TV AND FILM

SOURCE

High Power LED Engine
50,000 Hour Average LED Life

PHOTOMETRIC DATA

TBA

EFFECTS

Electronic Strobe
Variable Dimming Curve Modes

GOBOS

Supports "B" Size Metal, HT
Transparency Gobos*
*Gobo Holder Not Included

CONTROL / CONNECTIONS

2 DMX Channel Modes
(4 total channels)
4 Button Control Panel
LED Menu Display
3/5pin DMX In/Out
powerCON TRUE 1 In/Out

SIZE / WEIGHT

Length: 24.3" (618mm)
Width 12.2" (310mm)
Vertical Height:
15.7" (398mm)
Weight: 21.0 lbs. (9.5kg)

ELECTRICAL / THERMAL

Quiet Fan Cooling
AC 100-240V - 50-60Hz
160W Max Power
Consumption
14°F to 113°F
(-10°C to 45°C)

APPROVALS / RATINGS

cETLus
IP20

**Interchangeable Lens
Options are sold separately

LENS OPTION SOLD SEPARATELY

PHD019
Profile High Definition
Lens 19°

PHD126
Profile High Definition
Lens 26°

PHD236
Profile High Definition
Lens 36°

PHD350
Profile High Definition
Lens 50°



ZOOM LENS OPTION SOLD SEPARATELY

PZL130
Profile HD ST Zoom Lens
15°-30° zoom degrees

PZL250
Profile HD LT Zoom Lens
25°-50° zoom degrees



COLOUR 5 PROFILE

CODE: 1236200047 | SKU: CLP001

The COLOUR 5 Profile™ Ellipsoidal features a 180W RGBAM (Red, Green, Blue, Amber, Mint) LED engine, >94CRI, 4,100 total lumens, with 19°, 26°, 36°, and 50° interchangeable lens options (sold separately), (4) blade manual framing shutters, manual focus, supports B size metal HT transparency gobos, DMX controlled electronic strobe, dimming, and dimming curves, flicker free operation for TV and FILM, adjustable refresh frequency and gamma brightness, 5pin DMX and PowerCon in/out connections, (4) button LCD control display panel, an integrated rigging yoke, quiet fan cooling, and a multi-voltage universal auto switching power supply (100-240v).



- HIGH CRI >94, 4,100 TOTAL LUMENS*
- INTERCHANGEABLE LENS OPTIONS** (19°, 26°, 36°, 50°)
- (4) BLADE MANUAL FRAMING SHUTTERS
- VARIABLE DIMMING CURVE MODES
- FLICKER FREE OPERATION FOR TV AND FILM
- (*WITH 26° LENS) (**SOLD SEPARATELY)

SOURCE
180W RGBAM (Red/Green/Blue /Amber/Mint) LED Engine
50,000 Hour Average LED Life*

PHOTOMETRIC DATA
>94CRI 4,100 Total Lumens*
(*with 26° lens)

EFFECTS
Electronic Strobe and Dimming
Variable Dimming Curve Modes

GOBOS
Supports "B" Size Metal, HT Transparency Gobos*
*Gobos and Holder not included.

CONTROL / CONNECTIONS
(5) DMX Channel Modes (5 / 6 / 8 / 13 / 19)
Adjustable Refresh Rate (900-1500, 25,000 Hz)
Adjustable Gamma Brightness (2.0, 2.2, 2.4, 2.8)
4 Button Control Panel
LED Menu Display
5pin DMX In/Out
powerCON In/Out

SIZE / WEIGHT
Length: 24.3" (618mm) / 26.5" (674mm) Fully Extended
Width: 12.2" (310mm)
Vertical Height: 15.7" (398mm)
Weight: 21.0 lbs. (9.5 kg)

ELECTRICAL / THERMAL
Quiet Fan Cooling
AC 100-240V - 50/60Hz
225W Max Power Consumption
Power Linking: 4pcs Max @120V / 8pcs Max @240V
14° to 113°F (-10° to 45°C)

APPROVALS / RATINGS
cETLus
IP20

OPTIONAL ACCESSORY
PZL130
Profile HD ST Zoom Lens
15°-30° zoom degrees

PZL250
Profile HD LT Zoom Lens
25°-50° zoom degrees



LENS OPTION
SOLD SEPARATELY

PHD019
Profile High Definition Lens 19°

PHD126
Profile High Definition Lens 26°

PHD236
Profile High Definition Lens 36°

PHD350
Profile High Definition Lens 50°





COLOUR PENDANT

CODE: 1236100121 | SKU: COL110



DW PENDANT

CODE: 1236100126 | SKU: DWP001



- 41° BEAM ANGLE - 66° FIELD ANGLE
- FULLY BLENDED COLOR TRANSFORMATIONS
- FLICKER FREE OPERATION FOR TV AND FILM
- CONVECTION COOLED / SILENT OPERATION
- E-FLY™ INTERNAL EXTENDED RANGE WIRELESS DMX

SOURCE

(36) 3W RGBW LEDs
100,000 Hour Average Life

PHOTOMETRIC DATA

(41°Full ON)
3,650 LUX 339 FC @3.3' (1m)
1,020 LUX 95 FC @6.6' (2m)
458 LUX 43 FC @9.8' (3m)
255 LUX 24 FC @13.1' (4m)
164 LUX 15 FC @16.4' (5m)

EFFECTS

Strobe and Color Macros
Dimming : 0% - 100%
Selectable Dimming Curves

CONTROL / CONNECTIONS

11 DMX Channel Modes (1 / 3 / 4x2 / 5x2 / 6x2 / 7 / 8 / 10)
Frequencies (1200Hz, 2400Hz, 4800Hz, 9600Hz)

E-Fly™ Internal Extended Range Wireless DMX Transceiver
4 Button Control Panel and LCD Menu Display
5pin DMX In/Out
RDM
powerCON Power In

SIZE / WEIGHT

Length: 14.7" (374 mm)
Width: 9.9" (252.5 mm)
Horizontal Height: 12.0" (308.8 mm)
Weight: 14.0 lbs. (6.4 kg)

ELECTRICAL / THERMAL

AC 100-240V - 50/60Hz
110W Max Power Consumption

APPROVALS / RATINGS

cETLus | IP20

- 41° BEAM ANGLE - 66° FIELD ANGLE
- VARIABLE COLOR TEMPERATURE SETTINGS (3,000K - 6,000K)
- FLICKER FREE OPERATION FOR TV AND FILM
- CONVECTION COOLED / SILENT OPERATION
- INTERNAL E-FLY EXTENDED RANGE WIRELESS DMX

SOURCE

(36) 3W Cool White / Warm White LEDs
100,000 Hour Average Life

PHOTOMETRIC DATA

(41°Full ON)
3,785 LUX 352 FC @3.3' (1m)
1,003 LUX 93 FC @6.6' (2m)
457 LUX 42 FC @9.8' (3m)
271 LUX 25 FC @13.1' (4m)
179 LUX 17 FC @16.4' (5m)

EFFECTS

Tungsten (2,900K) to Daylight (6,800K) CT Control
Variable Dimming Curve Modes and Strobe Effects

CONTROL / CONNECTIONS

7 DMX Channel Modes (7 Total Channels)
Adjustable Refresh Rate

Adjustable Gamma Brightness
4 Button Control Panel and LCD Menu Display
DMX and RDM (Remote Device Management) Support
E-Fly™ Internal Ext Range Wireless DMX Transceiver
5pin DMX In/Out
powerCON Power In

SIZE / WEIGHT

Length: 14.7" (374 mm)
Width: 9.9" (252.5 mm)
Horizontal Height: 12.0" (308.8 mm)
Weight: 14.0 lbs. (6.4 kg)

ELECTRICAL / THERMAL

AC 100-240V - 50/60Hz
110W Max Power Consumption

APPROVALS / RATINGS

cETLus | IP20



EXTERIOR SHROUD KIT SOLD SEPARATELY

COL110/ESK
Black Shroud Kit

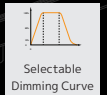
COL123/ESK
White Shroud Kit



TVL CYC RGBW

CODE: 1236300070 | SKU: TVL280

The TVL CYC RGBW™ theatre-style cyclorama wall wash luminaire that delivers a smooth and even field of seamlessly blended colors onto cycloramas, back cloths, scenery or any surface. Features include an energy-efficient 150W RGBW COB LED engine, a 90° x 113° elliptical beam angle, 8-leaf adjustable/removable barn doors, 64 internal color macros, smooth color mixing and dimming, linear variable white color temperature presets (7200K - 3200K), selectable dimming curve and strobe effects, 5pin DMX and powerCON in/out connections, (4) button control panel, 180° reversible LCD menu display, 170W max power consumption, multiple unit power linking, and a multi-voltage universal auto switching power supply.



- 150W COB RGBW LED
- 90° X 113° ELLIPTICAL BEAM ANGLE
- 64 INTERNAL COLOR MACROS
- 8-LEAF ADJUSTABLE/REMOVABLE BARN DOORS INCLUDED
- SELECTABLE DIMMING CURVE AND STROBE EFFECTS
- LINEAR VARIABLE WHITE COLOR TEMP PRESETS (7200K - 3200K)

SOURCE
150W COB RGBW LED
20,000 Hour Average LED Life

PHOTOMETRIC DATA (Full ON)
3,536 LUX 328 FC @3.3' (1m)

EFFECTS
64 Internal Color Macros
Smooth Color Mixing and
16bit Dimming
Selectable Dimming Curves
and Electronic Strobe
Linear Variable White Color Temp
Presets (7200K - 3200K)

COLOR
RGBW Color Mixing

CONTROL / CONNECTIONS
(6) DMX Channel Modes
(4 / 6 / 7 / 8 / 10 / 14)
4 Button Control Panel
180° Reversible LCD
Menu Display
5pin DMX In/Out
powerCON Power In/Out

SIZE / WEIGHT
Length: 16.7" (425mm)
Width: 14.3" (364mm)
Vertical Height: 16.5" (419mm)
Weight: 13.0 lbs. (5.9 kg)

ELECTRICAL / THERMAL
AC 100-240V - 50/60Hz
170W Max Power Consumption
5F to 113°F (-15°C to 45°C)

APPROVALS / RATINGS
cETLus
IP20




ELATION
PROFESSIONAL



WAPA-TV

BROADCAST



TVL 4000 II

TVL 1000 II

CODE: 1236300064 | SKU: TVL613



- LOW HEAT, >90CRI DYNAMIC LED ARRAY PANEL
- VARIABLE COLOR TEMPERATURE SETTINGS
- ADJUSTABLE BARN DOORS
- MAGNETIC GEL/DIFFUSER HOLDER
- MANUAL AND DMX CONTROLLED COLOR TEMP & DIMMING
- FLICKER FREE OPERATION

SOURCE

(200) Warm White + (200) Cool White LEDs

LCD Menu Display
3pin and 5pin DMX In/Out
Power Link Up To (5) Units

PHOTOMETRIC DATA

340 LUX 32 FC @6.6' (2M)
(30° Warm White 3,200K)
420 LUX 39 FC @6.6' (2M)
(30° Cool White 6,500K)
600 LUX 56 FC @6.6' (2M)
(30° Full On 4,500-5,000K)

SIZE / WEIGHT

Length: 15.9" (406mm)
Width: 13.7" (350mm)
Vertical Height: 4.4" (113mm)
Weight: 13.6 lbs. (6.2 kg)

EFFECTS

Variable Color Temperature
(3,200K - 6,500K)
Electronic Dimming (0% - 100%)

ELECTRICAL / THERMAL

AC 100-240V - 50/60Hz
68W Max Power Consumption
TA: 40°C Max Ambient Temperature

CONTROL / CONNECTIONS

(3) DMX Channel Modes (2/2/3)
Manual and DMX Color Temperature and Dimming
(4) Button and (2) Dial Control Panel

APPROVALS / RATINGS

cETLus | IP20

TVL 2000 II

CODE: 1236300063 | SKU: TVL601



- LOW HEAT HIGH CRI DYNAMIC LED ARRAY PANEL
- VARIABLE COLOR TEMPERATURE SETTINGS
- ADJUSTABLE BARN DOORS
- BUILT-IN MAGNETIC GEL/DIFFUSER HOLDER
- MANUAL AND DMX CONTROLLED COLOR TEMP & DIMMING
- FLICKER FREE OPERATION

SOURCE

(450) Warm White + (450) Cool White LEDs

LCD Menu Display
3pin and 5pin DMX In/Out
Linkable Power In/Out

PHOTOMETRIC DATA

750 LUX 70 FC @6.6' (2M) (30° Warm White 3,200K)
1300 LUX 121 FC @6.6' (2M) (30° Cool White 6,500K)
2000 LUX 186 FC @6.6' (2M) (30° Full On 4,500-5,000K)

SIZE / WEIGHT

Length: 14.8" (376mm)
Width: 13.3" (337mm)
Vertical Height: 4.4" (113mm)
Weight: 15.0 lbs. (6.8 kg)

EFFECTS

Variable Color Temperature
(3,200K - 6,500K)
Electronic Dimming (0% - 100%)

ELECTRICAL / THERMAL

AC 100-240V - 50/60Hz
90W Max Power Consumption

CONTROL / CONNECTIONS

(3) DMX Channel Modes (2/2/3)
Manual and DMX Color Temperature and Dimming
(4) Button and (2) Dial Control Panel

APPROVALS / RATINGS

cETLus | IP20

TVL 4000 II

CODE: 1236300065 | SKU: TVL625



- LOW HEAT, >90CRI DYNAMIC LED ARRAY PANEL
- VARIABLE COLOR TEMPERATURE SETTINGS
- ADJUSTABLE BARN DOORS
- MAGNETIC GEL/DIFFUSER HOLDER
- MANUAL AND DMX CONTROLLED COLOR TEMP & DIMMING
- FLICKER FREE OPERATION

SOURCE

(800) Warm White + (800) Cool White LEDs

LCD Menu Display
3Pin and 5pin DMX In/Out
Power In

PHOTOMETRIC DATA

1500 LUX 139 FC @6.6' (2M)
(30° Warm White 3,200K)
1900 LUX 177 FC @6.6' (2M)
(30° Cool White 6,500K)
3400 LUX 316 FC @6.6' (2M)
(30° Full On 4,500-5,000K)

SIZE / WEIGHT

Length: 25.9" (658mm)
Width: 22.7" (576mm)
Vertical Height: 5.1" (130mm)
Weight: 27.0 lbs. (12 kg)

EFFECTS

Variable Color Temperature
(3,200K - 6,500K)
Electronic Dimming (0% - 100%)

ELECTRICAL / THERMAL

AC 100-240V - 50/60Hz
160W Max Power Consumption
TA: 40°C Max Ambient Temperature

CONTROL / CONNECTIONS

(3) DMX Channel Modes (2/2/3)
Manual and DMX Color Temperature and Dimming
(4) Button and (2) Dial Control Panel

APPROVALS / RATINGS

cETLus | IP20

TVL SOFTLIGHT DW

CODE: 1236300077 | SKU: TVL551



- LOW HEAT, >95CRI DYNAMIC LED ARRAY PANEL
- VARIABLE COLOR TEMPERATURE SETTINGS
- SMOOTH 16BIT DIMMING AND DIMMING CURVE EFFECTS
- MANUAL AND DMX CONTROLLED COLOR TEMP & DIMMING
- 8-LEAF ADJUSTABLE / REMOVABLE BARN DOORS
- OPTIONAL HONEYCOMB GRID AVAILABLE

SOURCE

(240) Cool White and (240) Warm White LEDs
20,000 Hour Average LED Life*

PHOTOMETRIC DATA

>95CRI | 6,700 Total Lumens
2,299 LUX 214 FC @6.6 ft (2m)
Full ON 4,200K >95CRI
2,322 LUX 216 FC @6.6 ft (2m)
CW 5,600K >96CR
2,258 LUX 210 FC @6.6 ft (2m)
WW 3,200K >95CRI

EFFECTS

3,200K - 5,600K Linear Variable Color Temperature
Electronic Strobe and Variable Dimming Curve Modes

COLOR

Cool White / Warm White

CONTROL

/ CONNECTIONS
6 DMX Channel Modes
2 Rotary Control Dials
Adjustable Refresh Rate (900-25,000 Hz)
180° Reversible LCD Menu
5pin DMX In/Out
RJ45 etherCON (Art-NET) In
powerCON TRUE1 Power In

SIZE / WEIGHT

Length: 673mm
Width: 315mm
Vertical Height: 425mm
Weight: 8.2 kg (w/barn doors attached)

ELECTRICAL / THERMAL

AC 100-240V - 50/60Hz
99W Max Power Consumption

APPROVALS / RATINGS

cETLus | IP20

TVL PANEL DW

CODE: 1236300076 | SKU: TVL481



- DYNAMIC WHITE 150° BEAM TVL PANEL SOFT LIGHT
- LINEAR WHITE COLOR TEMP RANGE (3000K - 5400K)
- SMOOTH 16BIT DIMMING AND DIMMING CURVE EFFECTS
- DIMMER AND COLOR TEMPERATURE ROTARY CONTROL
- 8-LEAF ADJUSTABLE / REMOVABLE BARN DOORS
- OPTIONAL DC24V EXTERNAL BATTERY AVAILABLE

SOURCE

(480) Cool White and (480) Warm White LEDs
20,000 Hour Average LED Life

PHOTOMETRIC DATA

>95CRI | 13,000 Total Lumens
1,117 LUX 104 FC @6.6 ft (2m)
Full ON 4,200K >95CRI
1,105 LUX 103 FC @6.6 ft (2m)
CW 5800K >95CRI
1,076 LUX 100 FC @6.6 ft (2m)
WW 3200K >97CRI

COLOR

Cool White / Warm White

EFFECTS

3,200K - 5,800K Linear Variable White Color Temp Control
Electronic Strobe and Variable Dimming Curve Modes

CONTROL

/ CONNECTIONS
6 DMX Channel Modes
2 Rotary Control Dials
Adjustable Refresh Rate (900-25,000 Hz)
180° Reversible LCD Menu
5pin DMX In/Out
RJ45 etherCON (Art-NET) In
powerCON TRUE1 Power In

SIZE / WEIGHT

Length: 668mm
Width: 321.4mm
Vertical Height: 691.2mm
Weight: 12.7 kg (w/barn doors attached)

ELECTRICAL / THERMAL

AC 100-240V - 50/60Hz
194W Max Consumption

APPROVALS / RATINGS

cETLus | IP20

TVL SERIES | BROADCAST



SNAPGRIDS® are egg crate style accessory that easily mount on the front of the TVL Panel DW and TVL Softlight DW frame to control the spread of the light. Available as an optional item and can be ordered from your preferred authorized Elation Professional dealer.



SNAPGRID 40° TVL SoftLight DW SKU# TVL562

SNAPGRID 40° TVL Panel DW SKU# TVL495



KL FRESNEL 4

CODE: 1236100165 | SKU: KLF001



- 50W 3,000K >97CRI WARM WHITE LED ENGINE
- OUTPUT ON PAR WITH TUNGSTEN HALOGEN MODELS
- MANUAL AND DMX CONTROLLED
- 14° TO 31° WIDE MOTORIZED ZOOM
- REMOVABLE BARN DOORS (INCLUDED)
- FLICKER FREE OPERATION FOR TV AND FILM

SOURCE
50W 3,000K >97CRI Warm
White LED Engine

PHOTOMETRIC DATA
TBA

EFFECTS
Smooth 16-bit Selectable
Dimming Curve Modes
LED Refresh Rate and Gamma
Brightness Adjustment
Flicker Free Operation for
TV and FILM

CONTROL / CONNECTIONS
Multiple DMX Channel Modes
Manual and DMX Color
Temperature and Dimming
4 button and 2 rotary dial
control panel
LCD menu display, multiple
unit power linking

RDM protocol support
3/5pin DMX
powerCON in/out

SIZE / WEIGHT
Length: TBA
Width: TBA
Vertical Height: TBA
Weight: TBA

ELECTRICAL / THERMAL
AC 100-240V - 50/60Hz

APPROVALS / RATINGS
CE

KL FRESNEL 6

CODE: 1236100166 | SKU: KLF012



- 150W 3,000K >97CRI WARM WHITE LED ENGINE
- OUTPUT ON PAR WITH TUNGSTEN HALOGEN MODELS
- MANUAL AND DMX CONTROLLED
- 16° TO 31° WIDE MOTORIZED ZOOM
- REMOVABLE BARN DOORS (INCLUDED)
- FLICKER FREE OPERATION FOR TV AND FILM

SOURCE
150W 3,000K >97CRI Warm
White LED Engine

PHOTOMETRIC DATA
TBA

EFFECTS
Smooth 16-bit Selectable
Dimming Curve Modes
LED Refresh Rate and Gamma
Brightness Adjustment
Flicker Free Operation for
TV and FILM

CONTROL / CONNECTIONS
Multiple DMX Channel Modes
Manual and DMX Color
Temperature and Dimming
4 button and 2 rotary dial
control panel
LCD menu display, multiple
unit power linking

RDM protocol support
3/5pin DMX
powerCON in/out

SIZE / WEIGHT
Length: TBA
Width: TBA
Vertical Height: TBA
Weight: TBA

ELECTRICAL / THERMAL
AC 100-240V - 50/60Hz

APPROVALS / RATINGS
CE

KL FRESNEL 8

CODE: 1236100167 | SKU: KLF023



- 350W 3,000K >97CRI WARM WHITE LED ENGINE
- OUTPUT ON PAR WITH TUNGSTEN HALOGEN MODELS
- MANUAL AND DMX CONTROLLED
- 12° TO 36° WIDE MOTORIZED ZOOM
- REMOVABLE BARN DOORS (INCLUDED)
- FLICKER FREE OPERATION FOR TV AND FILM

SOURCE
350W 3,000K >97CRI Warm
White LED Engine

PHOTOMETRIC DATA
TBA

EFFECTS
Smooth 16-bit Selectable
Dimming Curve Modes
LED Refresh Rate and Gamma
Brightness Adjustment
Flicker Free Operation for
TV and FILM

CONTROL / CONNECTIONS
Multiple DMX Channel Modes
Manual and DMX Color
Temperature and Dimming
4 button and 2 rotary dial
control panel
LCD menu display, multiple
unit power linking

RDM protocol support
3/5pin DMX
powerCON in/out

SIZE / WEIGHT
Length: TBA
Width: TBA
Vertical Height: TBA
Weight: TBA

ELECTRICAL / THERMAL
AC 100-240V - 50/60Hz

APPROVALS / RATINGS
CE



ELATION
PROFESSIONAL

DMX SOLUTIONS



Bikini Berlin

MIDICON PRO

CAPTURE NEXUM SERIES

NEXUM SOLO: CAP610

NEXUM DUET: CAP710

NEXUM QUARTET: CAP810

NEXUM SYMPHONY: CAP910

Save time with a lighting design, documentation and visualisation software that is both easy to learn and rewarding to use! Capture Nexum™ is a native macOS and Windows application that lets you work with the lighting, video, laser, moving scenery and water elements of a show. Where Capture Nexum™ truly excels is at its ease of use and ability to seamlessly allow switching between design, documentation and visualization oriented tasks. This provides an unprecedented level of flexibility and ability to support any type of design process and also encourages trying out new workflows.

- ACCURATE COLOUR VISUALIZATION
- CINEMA 4D IMPORT
- DWG & DXF IMPORT ENHANCEMENTS
- NEWTEK NDI VIDEO STREAMING
- POSISTAGENET AND RTTRPM MOTION TRACKING
- UPGRADES FROM POLAR/ ARGO/ ATLAS TO NEXUM ARE AVAILABLE

DESIGN

Capture lets you work with all the visual aspects of a show. It comes with a rich toolset for stage and architectural lighting, multimedia technology and laser as well as water based visual effects.

DOCUMENT

Any design created in Capture is only a few clicks away from transforming into first-class paperwork. Common design element's appearance has been carefully optimized optimal readability on paper.

VISUALIZE

Capture allows you to easily connect to a large number of lighting, media and motion control systems available on the market in order to visualize your show in it's entirety, in real-time.

For more information about the Capture Series, please visit us @ www.elationlighting.com.

Capture Nexum Solo

- DMX Universes - 1
- Local Video File Playbacks - 1
- Media Server Video Streams - 1
- Laser Controller Content Streams - 1
- Water Jets - 10

Capture Nexum Duet


- DMX Universes - 2
- Local Video File Playbacks - 2
- Media Server Video Streams - 2
- Laser Controller Content Streams - 2
- Water Jets - 20

Capture Nexum Quartet

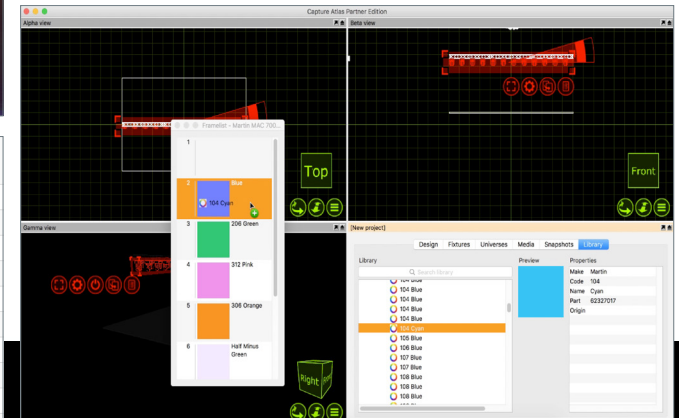
- DMX Universes - 4
- Local Video File Playbacks - 4
- Media Server Video Streams - 4
- Laser Controller Content Streams - 4
- Water Jets - 40

Capture Nexum Symphony

- DMX Universes - Unlimited
- Local Video File Playbacks - Unlimited
- Media Server Video Streams - Unlimited
- Laser Controller Content Streams - Unlimited
- Water Jets - Unlimited



Capture Editions	Solo	Duet	Quartet	Symphony
Full AllaBase library with addition of missing items on demand	☑	☑	☑	☑
Design	☑	☑	☑	☑
Document	☑	☑	☑	☑
Visualize	☑	☑	☑	☑
Number of DMX universes	1	2	4	☑
Laser feeds from LaserAnimation and Pangolin	1	2	4	☑
Video playbacks from local file	1	2	4	☑
Video streams from CITP/MSEX or NewTek NDI media sources	1	2	4	☑
DMX controlled water jet effects	10	20	40	☑



COMPU SHOW

BASIC CODE: 1323000021 | SKU: COM586 CUE CODE: 1323000021 | SKU: COM523 SDE CODE: 1323000021 | SKU: COM226

Compu Show is a DMX lighting software to be used with any type of lighting fixture which utilizes USITT DMX-512 or ARTNet signal for communication. The Compu Show software has powerful tools to help in creating and generating scenes, cues, chases and shows easily. This Software also features pre generated movements, such as circles, figure eights, sweeps, stars and polygons, to assist in easy and fast programming. Compu Show also comes standard with a powerful 3D Visualization software, which allows you to easily create a scenario of your imagination using Studio 3D object formatting.



- **COMPU CUE BASIC AND COMPU CUE INTERFACES ALLOW FOR LIMITED 3D VISUALIZATION WHILE COMPU SHOW SD, COMPU SDE AND COMPU SHOW SD+ INTERFACES ALLOW FOR MORE ADVANCED FEATURES. ADVANCED FEATURES INCLUDE; 3D VIDEO CAPTURE WITH POSITIONING, 2D SET UP VIEWS, REPORT MANAGEMENT PRINTING (WHICH ALLOW YOU TO PRINT OUT WIRE FRAME CAD DRAWINGS WHICH, INCLUDE POSITION AND DMX CHANNEL CHARTS).**



COMPU CUE BASIC FEATURES

USB and I/O Ports
Faster microprocessor
3 DMX universes
4 Artnet universes
Multi-zone control

COMPU CUE FEATURES

USB and I/O Ports
Micro SD memory card
Network Synchronization
Smartphone & tablet control
3 DMX universes
4 Artnet universes
Multi-zone control

COMPU SDE FEATURES

USB and Ethernet
Faster microprocessor
Micro SD memory card
Network Synchronization
Smartphone & tablet control
3 DMX universes
4 Artnet universes
Multi-zone control

SYSTEM REQUIREMENTS

Windows XP/VISTA/ 7 / 10
32-bit or 64-bit
Laptop or desktop computer with 2.0 USB port
1280 x 800 screen resolution
1 GB of RAM for storage
1 GHz (Single or Dual processor system)
256 MB RAM video card for 3D visualizer

BASIC: Live Use with PC
DMX Channels: 512 in & 512 out
Easy View: Limited
MIDI Live Control: Yes

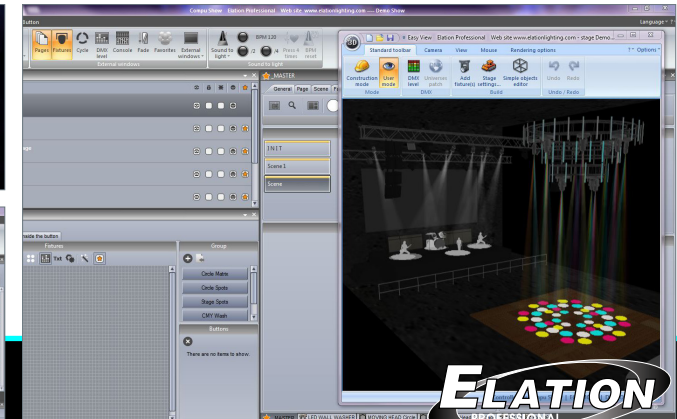
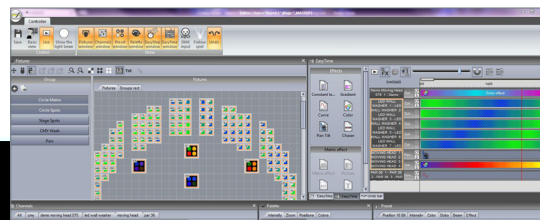

CUE: Live Use with PC
DMX Channels: 2 x 512
Ethernet Channels (Art Net): 2 x 512
Easy View: Limited
MIDI Live Control: Yes
Ports Triggering: Yes

SDE: Live Use with PC
DMX Channels: 3 x 512
Ethernet Channels (Art Net): 4 x 512
Easy View: Full
Easy Show: Yes
MIDI Live Control: Yes
MIDI Time Code (IN-OUT): Yes

MIDICON
DMX Midi Controller



MIDICON PRO
Pro DMX Midi Controller



EMULATION

CODE: 1310000010 | SKU: EMU100

Emulation is a DMX 512 lighting controller for intelligent lights, LED, dimmers, lasers and various other effects. The programme is platform-independent and available on Mac OS X and Microsoft Windows. The software is shipped with a USB-to-DMX adapter cable, compliant with the new DMX512-A standard. Key to the design of Emulation is its intuitive graphical user-interface. It is specifically designed to reduce the amount of time required to learn how to operate the software. Combined with its affordable price, Emulation is available to a large audience pro lighting users who want an easy to use powerful lighting control software.



- MULTI-PLATFORM
- DMX512A + ART-NET
- INDUSTRY-STANDARD CUELISTS
- MIDI CONTROL SURFACES
- 2100+ PERSONALITY FILES
- IPHONE RIGGERS REMOTE | MULTI-LANGUAGE

FEATURES

Multi-Platform
DMX512A + Art-net
Industry-Standard Cuelists
MIDI Control Surfaces
100% Touch Screen Compatible
2100+ Personality Files
iPhone Riggers Remote
Multi-language
Clipboard & Undo

MULTI-PLATFORM

You can use Emulation on your preferred platform; it is available on Mac OS X and Windows XP, Vista & Windows 7.

DMX512A + Art-Net

Emulation software is shipped with a USB to DMX interface. The interface sends out 512 channels through a ESD protected DMX512-A port. Once the hardware interface is plugged in your computer the DMX data is duplicated over Art-Net. This is also useful for connecting to 3rd party visualizers.

SUB-FIXTURES

Emulation uses the concept of sub-fixtures. This means that some fixtures consist of multiple sub-fixtures, like a 10-channel dimmer rack is - in our terms - just one fixtures with 10 sub-fixtures. This also works for LED fixtures with multiple segments/pixels.

MINIMAL SYS REQUIREMENTS

Mac OS X: Apple Mac OS X Leopard (10.5 or higher)

- Intel CPU 1 GHz or equivalent
- XGA 1024x768
- 512 MB RAM Memory
- 50MB Disk Space

Windows: Microsoft Windows Vista, XP, Windows 7 or Windows 8

- 32 & 64 Bit Drivers
- XGA 1024x768
- 512 MB RAM Memory
- 30 MB Disk Space

Linux

- Ubuntu 8.04 or Higher
- XGA 1024x768
- 512 MB RAM Memory
- 30MB Disk Space



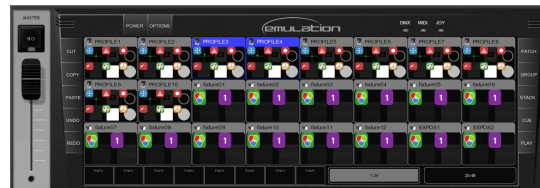
*Computer Not Included



MIDICON
DMX Midi Controller



MIDICON PRO
Pro DMX Midi Controller



EMULATION PRO

CODE: 1310000022 | SKU: EMU248

Emulation Pro is an advanced and scalable lighting control application. The software is designed to control medium to large lighting installations, for both architectural and live-entertainment situations. Emulation Pro works in combination with the ART SSC and ART IO as its DMX and IO interfaces, both devices are connected by Ethernet. The Emulation Pro software is available for download. The licence is included in the ART SSC, i.e. each ARTSSC interface unlocks 2 universes in the Emulation Pro software.

- CROSS-PLATFORM (WINDOWS, MAC, LINUX)
- 20 UNIVERSES (10,240 DMX CHANNELS)
- INDUSTRY-STANDARD CUELIST SYSTEM
- FX GENERATOR / PIXEL MAPPING
- DMX IN / MIDI IN & OUT / OSC IN & OUT / UDP IN & OUT
- ART-NET IN & OUT | TIMECODE (SMPT, MTC)

FEATURES

Emulation Pro is an advanced and scalable lighting control application. The software is designed to control medium to large lighting installations, for both architectural and live-entertainment situations.

Emulation Pro works in combination with the ART SSC and ART IO as its DMX and IO interfaces, both devices are connected by Ethernet.

The Emulation Pro software is available for download. The license is included in the ART SSC, i.e. each ARTSSC interface unlocks 2 universes in the Emulation Pro software.

PIXEL MAPPING

Emulation Pro is equipped with a pixel mapper to control LED matrix arrangements. The pixel mapper contains algorithms for creating 2-dimensional effects and can also render external images and video files.

FIXTURE LIBRARY

Emulation Pro comes with a large collection of personality files; profiles that describe the DMX traits of the fixtures. Thousands of fixtures are included in this library, and even more different operating modes. Requesting new personality files is easy. Either you post a request on our forum and we make it for you (free of charge) or you download the eBuilder; our graphical editor for creating and modifying the personalities.

EXTERNAL TRIGGERING

Your Emulation Pro lighting control system is likely to become integrated amongst systems from other disciplines like audio, video, laser or special effects. Emulation Pro supports many open protocols to allow you to interface other hardware or software. You can respond to incoming signals via DMX, Art-Net, MIDI, OSC, UDP, RS-232, contact closures and SMPTE and MTC time-codes. You can also send out signals via any of those protocols (except for SMPTE, that is only an input).



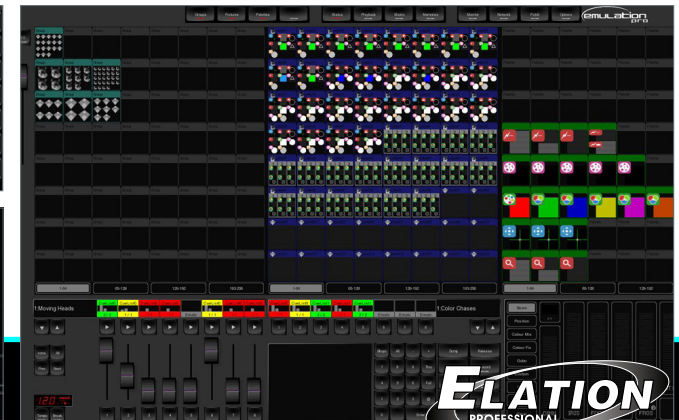
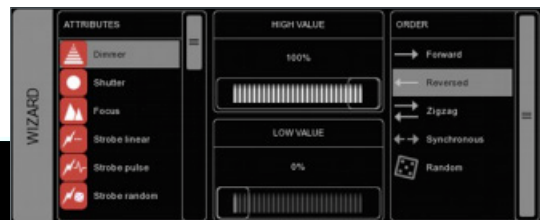

*Computer Not Included



MIDICON
DMX Midi Controller



MIDICON PRO
Pro DMX Midi Controller



MIDICON 2

CODE: 1323000028 | SKU: MID585

The MIDICON-2™ is a professional USB powered Midi software compatible controller. An updated design from the original MIDICON™ controller, the MIDICON-2™ features tactile spring loaded buttons, (1) master and (8) control 100mm faders, (16) playback page buttons above faders, (8) rotary dials with push-in selection above faders, a bank of (32) instant effects or scene calling buttons, (1) blackout button, (6) general purpose buttons for often used functions, (8) bump/momentary effect buttons, (4) rotary encoder wheels with push-in selection, USB input for a gooseneck work light (not included), removable outer case for rack mounting (rack mount kit included), and a Kensington™ security device slot.



- TACTILE SPRING LOADED BUTTONS
- (1) MASTER AND (8) CONTROL 100MM FADERS
- (16) PLAYBACK PAGE BUTTONS ABOVE FADERS
- (8) ROTARY DIALS WITH PUSH-IN SELECTION ABOVE FADERS
- (1) BLACKOUT BUTTON
- (32) INSTANT EFFECTS OR SCENE CALLING BUTTONS

FEATURES

USB Powered
 Tactile Spring Loaded Buttons
 (6) General Purpose Buttons
 (1) Master and (8) Control 100mm Faders
 (16) Playback Page Buttons Above Faders
 (8) Rotary Dials with Push-In Selection Above Faders
 (1) Blackout Button
 (32) Instant Effects or Scene Calling Buttons
 (8) Bump / Momentary Effect Buttons
 (4) Rotary Encoder Wheels with Push-In Selection
 USB Input for Gooseneck Work Light (not included)
 Removable Outer Case for 6U Rack Mounting
 Rack Mount Kit Included
 Kensington™ Security Device Slot

CONTROL / CONNECTIONS

(6) General Purpose Buttons
 (1) Master and (8) Control 100mm Faders
 (16) Page Playback Buttons Above Faders
 (8) Rotary Dials with Push-In Selection Above Faders
 (1) Blackout Button
 (32) Instant Effect or Scene Calling Buttons
 (8) Bump / Momentary Effect Buttons
 (4) Rotary Encoder Wheels with Push-In Selection
 USB 2.0 Type "B" Port

SIZE / WEIGHT

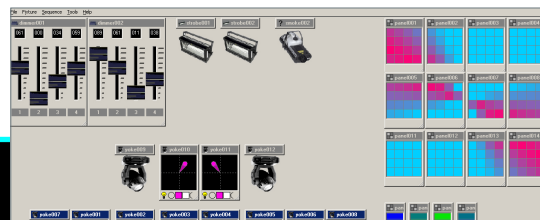
Length: 20.2" (514mm)
 Width: 12.9" (328mm)
 Vertical Height: 3.6" (91mm)
 Weight: 15.0 LBS. (6.8 kg)

INCLUDED ITEMS

USB Cable
 Rack Mount Kit



COMPATIBLE WITH ANY MIDI SOFTWARE, INCLUDING EMULATION, EMULATION PRO AND COMPU SHOW



MIDICON PRO

CODE: 1323000021 | SKU: MID557

The MIDICON PRO™ is a professional Midi controller featuring (9) touch sensitive, motorized faders, (41) classic tactile keyboard keys, and (4) precise custom weighted aluminum encoder wheels with push-in selection function, all with adjustable LED backlighting, a leather-bound palm pad, standard 5pin MIDI in/out and USB 2.0 type "B" input connections, and an internal universal auto switching power supply (100-240v).

- (9) TOUCH SENSITIVE MOTORIZED FADERS
- (41) CLASSIC TACTILE KEYBOARD KEYS
- (4) ALUMINUM ENCODER WHEELS WITH PUSH-IN SELECTION
- ADJUSTABLE LED BACKLIGHTING FOR ALL KEYS AND WHEELS
- 5PIN MIDI IN/OUT AND USB 2.0 TYPE "B" CONNECTIONS
- LEATHER-BOUND PALM PAD

FEATURES

(9) Touch Sensitive Faders
 (41) Classic Tactile Keyboard Keys
 (4) Aluminum Encoder Wheels with Push-In Selection
 Adjustable LED Backlighting for all Keys and Wheels
 5pin MIDI In/Out and USB 2.0 type "B" Connections
 Leather-Bound Palm Pad
 Universal Auto-Switching Power Supply (100-240V)

CONTROL / CONNECTIONS

(1) Touch Sensitive Motorized Master Fader
 (1) Blackout Button
 (2) Page Control Keys
 (8) Touch Sensitive Motorized Playback Faders with Forward, Reverse, and Bump Keys Above Each (4) Aluminum Encoder Wheels with Push-In Selection
 (19) Key Numeric Keypad
 (26) Shortcut Keys
 (32) Matrix Effect Keys
 (4) Matrix Context Keys
 5pin MIDI In/Out Ports
 USB 2.0 Type "B" Port

SIZE / WEIGHT

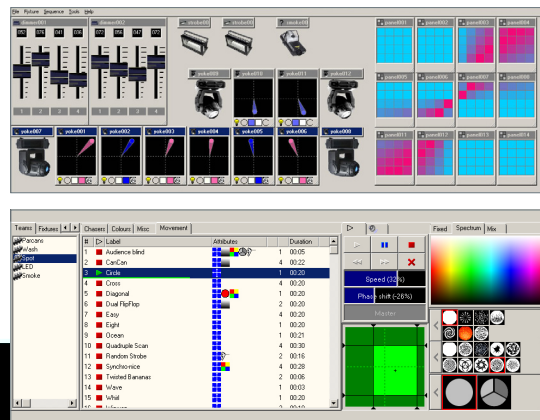
Length: 30.96" (786.5mm)
 Width: 13.17" (334.5mm)
 Vertical Height: 3.15" (80mm)
 Weight: 17 lbs. (7.7kg)

ELECTRICAL / THERMAL

AC 100-240V - 50/60Hz
 35W Max Power Consumption



COMPATIBLE WITH ANY MIDI SOFTWARE, INCLUDING EMULATION, EMULATION PRO AND COMPU SHOW



ART IO

CODE: 1323000022 | SKU: ART945



- 8 INPUTS, SWITCH-ABLE BETWEEN DIGITAL OR ANALOG
- 8 OUTPUT, RELAY-SWITCHED
- OPTICALLY ISOLATED DMX-512 PORT, SWITCH-ABLE BETWEEN INPUT AND OUTPUT
- RS-232 PORT
- ETHERNET PORT WITH SUPPORT OF ART-NET, OSC & UDP

FEATURES

8 inputs, switch-able between digital or analog
 8 output, relay-switched
 Optically isolated DMX-512 port, switch-able between input and output
 RS-232 port
 Ethernet port with support of Art-Net, OSC & UDP
 eTouch compatible
 Desktop or DIN Rail mounted
 Kensington lock

ART IO MARKETS

Permanent Installations
 Architectural Lighting
 Art Installations
 Bars, Clubs and Restaurants
 Exhibitions
 Interactive Media
 Museums

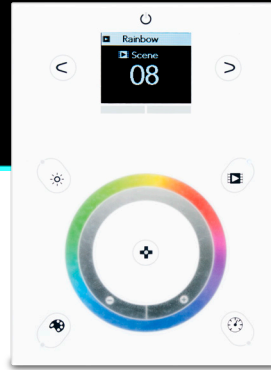
SHOW CONTROL

The Show Control page is very similar to the Show Control page in the Art SSC. Please note that some sources are only available in the Art SSC and not in the Art IO (e.g. Scheduler, Time-code, Recorder). The Show Control page is prepared with templates of operations that are very typical usage of the Art IO. The following tables describes those templates.

- Art-Net DMX DMX Art-Net DMX Outputs
- Art-Net Outputs Inputs DMX
- Inputs Art-Net Inputs OSC
- OSC Outputs Demo Prod Test
- Converts incoming Art-Net to DMX. The DMX port needs to be set to output.

ART500

SKU: ART500



- (8) UNIVERSAL DMX PORTS
- (2) RJ45 TCP/IP 10/100M ETHERNET CONNECTIONS
- ROTARY MENU WHEEL / FUNCTION SELECTION BUTTON
- LCD MENU / FUNCTION DISPLAY
- POWERCON POWER IN
- AUTO MDI/MDIX, DMX-512 AND ARTNET SUPPORT

FEATURES

(8) Universal DMX Ports (can be set as Input or Output)
 (2) RJ45 TCP/IP 10/100M Ethernet Connections
 Rotary Menu Wheel / Function LCD Menu / Function Display
 PowerCon Power In
 Auto MDI/MDIX, DMX-512, and ArtNet Support
 ArtNet - DMX Bilateral Signal Conversion
 DMX Splitter Function
 LCD Display & LED Indicators
 Backup Mode

OPERATION

Ethernet <-> DMX conversion
 Ethernet and DMX Merger
 Ethernet and DMX Backup
 DMX splitter / booster
 DMX trigger.

CONTROL / CONNECTIONS

(8) 5pin DMX Ports
 (2) RJ45 TCP/IP 10/100M
 Rotary Menu Wheel / Function Selection Button
 LCD Menu / Function Display

SIZE / WEIGHT

Length: 19.0" (482mm)
 Width: 6.3" (160mm)
 Vertical Height: 1.7" (44mm)
 Weight: 4.6 lbs. (2.1kg)

ELECTRICAL / THERMAL

AC 100-240V - 50/60Hz
 7W Max Power Consumption

APPROVALS

cETLus | IP20

ART SSC 2

CSKU: ART002



- DMX OUTPUT 1024 CHANNELS, 2 UNIVERSES
- DMX INPUT 1024 CHANNELS, 2 UNIVERSES
- ART-NET OUTPUT AND INPUT
- 5 PIN XLR (DMX), RJ45 (ETHERNET, ART-NET, SACN)
- TRIGGER PROTOCOLS: TCP, UDP, OSC, GPI (DRY CONTACT X4), MIDI, MSC, MMC

OVERVIEW

ART SSC 2 is the second generation of the powerful and flexible DMX controller designed for permanent installation. It features two universes of DMX in /out, Art-Net, sACN, PoE (Class I), and many triggering options such as TCP, UDP, OSC, and GPI (dry contact). It's astronomical time clock can trigger scenes based on specific locations, and can now automatically assign addresses with DHCP built in.

FEATURES

DMX Output: 1024 channels, 2 universes
 DMX Input: 1024 channels, 2 universes
 Trigger Protocols: TCP, UDP, OSC, GPI (dry contact x4), MIDI, MSC, MMC

Sync Protocols: SMPTE, MTC, Art-Net timecode
 Operating Volt: 9-24VDC, 500mA (power adapter included, 100-240VAC input)
 Power Over Ethernet: Included, Class I via DHCP or static
 IP Settings: DIN rail or Desktop (un-mounted)
 Mounting: IP20, dry location
 IK Rating: IK06, protection against 1 joule impact
 Fixture Connect: 5 Pin XLR (DMX), RJ45 (Ethernet, Art-net, sACN), terminal block (GPI x 4)

EMULATION TOUCH 1 EMULATION TOUCH 2

CODE: 1310000034 | SKU: EMU120

CODE: 1310000035 | SKU: EMU135

The Emulation Touch™ devices are designed to be used exclusively with the easy-to-use Cuety™ (Emulation Touch Programmer) application. The new generation lighting controller that transforms your iPad™ into a powerful lighting console. The Cuety™ application offers full support for moving heads, LEDs, conventional lighting and DMX controlled special effects. The Emulation Touch™ devices contain the powerful engine that runs your show, calculates fade times and renders dynamic FXs. The Cuety™ application is your user-interface that uses the mobility and multi-touch display of your iPad™.

- 64 FIXTURES | 64 PLAYBACKS | 48 CUES PER PLAYBACK
- FX GENERATOR
- DESIGNED FOR USE WITH CUETY SOFTWARE™
- TRANSFORMS IPAD™ INTO POWERFUL LIGHTING CONSOLE
- POWERFUL ENGINE CONTROLS SHOWS, FADE TIMES, AND FXS
- FULL DMX SUPPORT FOR LEDS AND CONVENTIONAL LIGHTING

FEATURES

64 Fixtures
 64 Playbacks
 48 Cues per playback
 FX Generator
 Designed for use with Cuety Software™ (Emulation Touch Programmer) Application
 Transforms iPad™ into Powerful Lighting Console
 Powerful Engine Controls Shows, Fade Times, and FXs
 Full DMX Support for LEDs and Conventional Lighting
 Art-Net, sACN and optically isolated DMX-512 Ports
 OSC, UDP, TCP, HTTP Support (Emulation Touch-2™)

Cuety Remote

Cuety Remote is an iPhone app that is also available from the App Store, it enables you to remote control Emulation Touch-1 & 2 by triggering the playback buttons. It does not allow you to edit the lighting cues.

Two versions of the Emulation Touch™ are available, both provide an RJ45 ethernet port and an optically isolated DMX-512 port.

CONTROL / CONNECTIONS

3pin DMX Output
 RJ45 Ethernet Port

Emulation Touch-1™ vs Emulation Touch-2™

Emulation Touch-1™ is designed for entertainment lighting and is very affordable, and Emulation Touch-2™ is designed for fixed installations and offers extra protocols like OSC, UDP, TCP and HTTP. These protocols enable you to connect to a wide range of 3rd party control systems and show controllers, as well as apps like TouchOSC.

iOS also available at App Store.
 Android available soon.



*iPad / iPhone Not Included

*Remote App Also available

AC5PDMX5PRO
 5 ft. 5pin PRO DMX Cable

AC5PDMX20PRO
 20 ft. 5pin PRO DMX Cable



*iPAD Not Included



SDC-12

CODE: 132300023 | SKU: SDC12



- SIMPLE 12 CHANNEL DMX CONTROL
- NO CONFUSING CONFIGURATION
- 6 DIRECT CHANNEL ACCESS FADERS
- ONE MASTER FADER
- 12 CHANNELS ON 2 BANKS
- COMPACT AND LIGHTWEIGHT

FEATURES

12 DMX Channels Faders
Master Dimmer Fader
Portable Handheld Or Wall Mountable
Operates via 12VDC Power Supply (Included) or 9VDC Battery (Not Included)

CONTROL / CONNECTIONS

DIP Switches To Set Starting DMX Channel
3pin & 5pin DMX Outputs
On/Off Switch
LED Channel Bank Indicator
DC 12V Power Supply Input

SIZE / WEIGHT

Length: 7.5" (191mm)
Width: 5.9" (149mm)
Height: 1.6" (41mm)
Weight: 2.0 lbs. (0.9kg)

ELECTRICAL / THERMAL

DC 12V 500mA min OR
9V Battery
(Not Included)

APPROVALS

CE

RDMX6S

CODE: 1239100271 | SKU: RDM620



- 5PIN XLR INPUT | 5PIN XLR THRU OUTPUT
- (6) 5PIN XLR OUTPUTS | POWERCON IN
- OPTIONAL SINGLE AND DUAL UNIT RACK MOUNT KITS AVAILABLE
- MOUNTING BRACKET FOR TRUSS/CLAMP INSTALLATION INCLUDED

FEATURES

5pin XLR Input
5pin XLR Thru Output
(6) 5pin XLR Outputs
powerCON In
Universal Multi-Voltage Auto Switching Power Supply
Mounting Bracket for Truss/Clamp Installation Included
Optional Single and Dual Unit Rack Mount Kits Available

CONTROL / CONNECTIONS

5pin XLR Input
5pin XLR Thru Output
(6) 5pin XLR Outputs
powerCON In

SIZE / WEIGHT

Length: 6.8" (173mm)
Width: 6.7" (170mm)
Vertical Height: 2.9" (74mm) (with mounting bracket)
Weight: 2.1 lbs. (1.0kg)

ELECTRICAL / THERMAL

AC 100-240V - 50/60Hz
3W Max Power Consumption
14°F (-10°C) to 113°F (45°C)

APPROVALS / RATINGS

CE

DMX BRANCH 4

CODE: 1321000035 | SKU: DMX-BRANCH/4



- 4-WAY DMX DISTRIBUTOR, 1 X DMX INPUT, 4 X DMX OUTPUTS & 1 DMX THRU
- ELECTRONIC & OPTO ISOLATED
- 3 & 5 PIN XLR DMX CONNECTORS
- DATA + & DATA - LED INDICATORS
- LINKABLE WITH OTHER DMX BRANCH

FEATURES

4-way DMX distributor,
1 x DMX Input,
4 x DMX outputs & 1 DMX thru
Electronic & Opto isolated
Data + & Data - LED indicators
Linkable with other DMX Branch
x 4 units via 3 or 5 pin XLR.
Link out/Terminate button
50mA internal fuse
3/16" Threaded hole for clamp

SIZE / WEIGHT

Length: 13" (330mm)
Width: 7.25" (184mm)
Vertical Height: 3" (76mm)
Weight: 7 lbs (3.18 kgs)

ELECTRICAL / THERMAL

Auto Switching, 100-240V
50/60Hz

APPROVALS

CE

OPTO BRANCH 6 RJ45

CODE: 1231000069 | SKU: OPT934



- NEUTRIK MASTER INPUT/OUTPUT
- LINK / TERMINATE BUTTON FOR EASY TROUBLESHOOTING
- (6) ISOLATED NEUTRIK ETHERCON OUT
- AUTO SWITCHING POWER SUPPLY

FEATURES

The OPTO BRANCH 6 RJ45™ is a 19" rack mountable 6-way DMX/RDM data splitter / amplifier with Neutrik EtherCON/RJ45 master input and output, a link / terminate button for easy troubleshooting, (6) Neutrik EtherCON/RJ45 isolated outputs, and a auto switching power supply (100-240v 50/60Hz).

SIZE / WEIGHT

Length: 19" (482mm)
Width: 5.51" (140mm)
Vertical Height: 44" (145mm)
Weight: 5.3lbs (2.4 kg)

ELECTRICAL

AC 100-240V - 50/60Hz

APPROVALS

CE

OPTO BRANCH 4

CODE: 1321000037 | SKU: OPTO BRANCH 4



- 1X DMX IN, THROUGH AND 4X OUT
- ALL CONNECTORS 3 & 5 PIN XLR
- OPTICAL ISOLATION OF EVERY PORT
- LED INDICATION FOR DATA + AND -
- LINK OUT / TERMINATE SWITCH
- LINK WITH ANY ADDITIONAL SPLITTER

FEATURES

4-Way DMX Data Splitter / Fully DMX512 (1990) Compliant
Link / Terminate Button for Easy Troubleshooting
DMX Status LED Indicator
(1) 3pin + (1) 5pin Neutrik XLR Isolated Inputs
(1) 3pin + (1) 5pin Neutrik XLR Passive Loop Output
(4) 3pin + (4) 5pin Neutrik XLR Isolated Outputs
XLR Isolated Outputs
Auto Switching Power Supply

SIZE / WEIGHT

Length: 19" (482mm)
Width: 5.51" (140mm)
Vertical Height: 44" (145mm)
Weight: 5.3lbs (2.4 kg)

ELECTRICAL / THERMAL

AC 120V - 60Hz

APPROVALS

CE

OPTO BRANCH 8

CODE: 1231000067 | SKU: OPB178



- 8 WAY DMX DATA SPLITTER
- BUFFERS & DISTRIB DMX DATA RELIABLY
- DMX STATUS INDICATOR
- 1 5PIN NEUTRIK XLR ISOLATED INPUT
- 1 5PIN NEUTRIK XLR PASSIVE LOOP OUT
- 8 5PIN NEUTRIK XLR ISOLATED OUT

FEATURES

8 Way DMX Data Splitter
Fully DMX-512 (1990) Compliant
Buffers and Distributes DMX Data Reliably
DMX Status Indicator
(1) 5pin Neutrik XLR Isolated Input
(1) 5pin Neutrik XLR Passive Loop Output
(8) 5pin Neutrik XLR Isolated Outputs
powerCON power input
On/Off Power Switch

SIZE / WEIGHT

Length: 19" (482.5mm)
Width: 1.75" (44.5mm)
Vertical Height: 5.71" (145mm)
Weight: 4.4lbs (2kg)

ELECTRICAL / THERMAL

Auto Switching, 100-240V 50/60Hz

APPROVALS

CE

DR-PRO RACK

CODE: 1322000034 | SKU: DRP665



- (5) OPERATION MODES
- (4) RECORDING MODES
- PASSWORD LOCK FUNCTION
- OVER (5) HOURS OF RECORDING TIME
- 128X160 CHARACTER COLOR LCD DISPLAY

FEATURES

(8) Memory Banks of Static Scenes, Chases, or Shows
(5) Operation Modes
(4) Recording Modes
Password Lock Function
Over (5) Hours of Recording Time
128x160 Character Color LCD Display
SD Card Slot / USB Port for Data Memory/Software Upgrades

CONNECTIONS

3pin XLR DMX In/Out | 3pin XLR SMPTE Input
5pin MIDI Input
USB Type B and SD Card Slot (accepts up to 2GB card)
(12) Phoenix Connectors for dry contact closure triggering
9-12VDC 500mA Power Supply (included)

SIZE / WEIGHT

19" (482mm) x 3.1" (78mm) x 1.7" (44mm)
2.7 lbs. (1.2kg)

SHOW DESIGNER 1

CODE: 1322000013 | SKU: SHOW DESIGNER-1



- PAN/TILT JOYSTICK
- "TABLETOP STYLE" - INCLUDES REMOVABLE RUBBER RAILS
- RAILS TO FIT STANDARD 19-INCH RACK MOUNT
- CONTROL A WIDE VARIETY OF DMX INTELLIGENT FIXTURES
- LARGE LIBRARY OF FIXTURE SETTINGS FOR MANY DIFFERENT BRANDS OF LIGHTING EQUIPMENT

FEATURES

PAN/TILT Joystick
Controller comes "Tabletop Style" - Includes removable rubber rails to fit standard 19-inch rack mount
Control a wide variety of DMX intelligent lighting fixtures
Large library of fixture settings for many different brands of lighting equipment
Control up to 512 channels
Control up to 16 large fixtures (up to 32 channels each) or 16 groups of smaller fixtures
Hold up to 1024 scenes, 512 presets, 256 chases & 256 shows.

FRONT PANEL

8 faders allow direct control of channel settings for 32 channel fixtures using a bank switch
Large rotary wheel for data entry

REAR PANEL

3 pin XLR connector for DMX-512 output
Polarity switch to accommodate different types of cable requirements
MIDI In & Out Audio input
RS232 port for trackball or pc connection

SIZE / WEIGHT

Length: 19"
Width: 5.25"
Vertical Height: 4.75"
Weight: 7 lbs.

ELECTRICAL / THERMAL

120V DC 9V power supply included

SHOW DESIGNER-2CF

CODE: 1322000019 | SKU: SHOWDESIGNER2CF



- 1024 TOTAL DMX CHANNELS
- LARGE DMX FIXTURE LIBRARY
- 48 FIXTURE GROUPS
- SCENE PREVIEW WITH "GO" FEATURE
- FACTORY READY COLOR, GOBO, FOCUS & EFFECT PRESETS
- "TABLETOP STYLE" - INCLUDES REMOVABLE RUBBER RAILS

FEATURES

2 Universe Outputs
1024 Total DMX Channels
Large Fixture Library
Effects Engine
1152 Programmable Chases
4752 Programmable Scenes
1152 Programmable Shows
1152 Programmable Presets
Control 48 moving light fixtures of up to 32 channels each
48 Fixture groups
Scene Preview with „Go“ feature

FRONT PANEL

80 Character backlit LCD Display for easy programming
48 Multi function buttons
JOYSTICK for Pan/Tilt Operation
4 Large Rotary wheels for Menu and Control
8 Faders x 4 Banks

REAR PANEL

2x(3Pin) DMX Outputs
2x(5Pin) DMX Outputs
Midi-In port/ Midi-Out port
Compact Flash (For use with the following type Compact Flash Cards; Elation® recommends 64MB SanDisk, 64MB Kodak or 64MB Cannon Compact Flash Cards only.
KEY BOARD Input RS-232 Port, for PC interface

SIZE / WEIGHT

Length: 19"
Width: 10.5"
Vertical Height: 4"
Weight: 10 lbs

STAGE SETTER 24

CODE: 1322000010 | SKU: STAGESETTER-24



- 24 DMX CHANNELS
- 10 USER CHASES | 5 BUILT-IN CHASES
- 15 DIRECT ACCESS CHASE BUTTONS
- 3 DIFFERENT FADER MODES
- A / B SCENE MASTER FASTER
- REALLY, REALLY EASY TO USE

FEATURES

(8) Universal DMX Ports (can be set as Input or Output)
(2) RJ45 TCP/IP 10/100M
Rotary Menu Wheel / Function LCD Menu / Function Display
PowerCON Power In
Auto MDI/MDIX, DMX-512, and ArtNet Support
ArtNet
DMX Splitter Function or 1A Input / 3A Outputs and 1B Input / 3B Outputs
LCD Display & LED Indicators

OPERATION

Ethernet <-> DMX conversion
Ethernet and DMX Merger
Ethernet and DMX Backup
DMX splitter / booster
DMX trigger. Remote selection of the control source

CONTROL

/ CONNECTIONS
(8) 5pin DMX Ports
(2) RJ45 TCP/IP 10/100M Ethernet Connections
Rotary Menu Wheel / Function Selection Button
LCD Menu / Function Display
PowerCON Power In

SIZE / WEIGHT

Length: 19.0" (482mm)
Width: 6.3" (160mm)
Vertical Height: 1.7" (44mm)
Weight: 4.6 lbs. (2.1kg)

ELECTRICAL / THERMAL

AC 100-240V - 50/60Hz
7W Max Power Consumption
35.6°F (2°C) to 113°F (45°C)

UNI BAR

SKU: UNIBAR



- TRUSS MOUNTABLE
- 10 A DIMMER
- SWITCH OR DIMMER
- PREHEAT ADJUSTABLE
- CHANNEL LIMITER | EXTERNAL HTP PORT
- POWER FAILURE MEMORY

FEATURES

3-pin XLR DMX IN/OUT ports.
USITT Standard DMX512.
4 digits Segment Display shows current activity and function state.
Power failure memory.
Dimmer Preset and Dimmer Limit settings. Serves as a Switch or Dimmer Pack depending upon the set operating mode.
230VAC-50Hz power input.
10 Amp maximum channel output.
10 Amp 250V 5x20mm fuse.
On board HTP dimmer control.
Input for optional analog HTP dimmer controller

SIZE / WEIGHT

Length: 200mm
Width: 83mm
Height: 68mm
Weight: 1,14 kg

APPROVALS

CE

CYBER PAK

SKU: CYBER PAK



- (4) CHANNEL DIMMER/RELAY/MIDI PACK
- INDIVIDUAL DMX ADDRESS FOR EACH CHANNEL
- SELECTABLE MODES (DIMMER OR SWITCH PACK)
- (16) INTERNAL CHASE MACROS WITH FADE IN/OUT
- DMX FAIL (LOSS OF SIGNAL) SETTINGS: HOLD/OFF/ON
- POWER FAILURE MEMORY

DIMMER MODE:

(4) Channel Dimmer
(1, 2 or 4 Channel Option)
Individual Channel Assignment
& Output Limiter

RELAY MODE:

(4) Channel Relay
(1, 2 or 4 Channel Option)
Individual Channel Assignment

CHASER MODE:

(4) Channel Chase Controller
16 Internal Chase Programs
Adjustable Fade Times

MIDI MODE:

Receives MIDI Notes
001-128 Program
MIDI In & MIDI Through
Connections

CONTROL / CONNECTIONS

(2) 3-prong Edison Sockets per Channel (8 total)
(4) Button LED Control
Master Power Switch

SIZE / WEIGHT

Length: 8.3" (212mm)
Width: 10.4" (265mm)
Vertical Height: 3.0" (75mm)
Weight: 8.0 lbs. (3.6kg)

ELECTRICAL / THERMAL

AC 120V 50/60Hz 20A Max
NOTE: Main Power Cord has NEMA 6-20P Connector
2,400W Max Consumption

APPROVALS / RATINGS

CE

DP-640B

SKU: DP-640B



- 6 CHANNEL HYBRID DMX PACK THAT CAN BE USE AS A DIMMER OR SWITCH PACK
- 4 FUNCTION LED'S FOR DMX ADDRESS, PATCH ADDRESS, LOCAL CONTROL
- DUAL 20A/AC120V POWER LINE CORDS
- 3 & 5 PIN XLR INPUTS & OUTPUTS | DIGITAL LED-DISPLAY

FEATURES

6 channel hybrid pack with dual Edison sockets per channel.
3 & 5 pin XLR inputs and outputs.
Each channel can be assigned to Dim or Switch modes.
4 function LED's for DMX Address, Patch Address, Local Control and Dim/Switch modes.
On board Local Control allows for dim intensity adjustment, from 0-100%, for each individual channel.
Panic function dip switches.
Dual 20A/AC120V Power line cords. Digital LED-display.
Two 20 Amp circuit breakers.

SIZE / WEIGHT

Length: 19.7" (500mm)
Width: 6.6" (167mm)
Vertical Height: 3.7" (93mm)
Weight: 7.5 lbs. (3.4kg)

ELECTRICAL / THERMAL

Power Input: 2x20A
AC 120V - 50/60Hz
Line Cord: 2x12AGWx3C
Load: 2400W Max Power
Consumption Per Circuit
(2,400W Channels 1-3
and 2,400W Channels 4-6)

APPROVALS

CE

eNODE 4

CODE: 1322000023 | SKU: ENO406



- (4) UNIVERSAL DMX PORTS (CAN BE SET AS INPUT OR OUTPUT)
- (2) RJ45 TCP/IP 10/100M ETHERNET CONNECTIONS
- ROTARY MENU WHEEL / FUNCTION SELECTION BUTTON
- LCD MENU / FUNCTION DISPLAY
- AUTO MDI/MDIX, DMX-512, AND ARTNET SUPPORT

FEATURES

(4) Universal DMX Ports (can be set as Input or Output)
 (2) RJ45 TCP/IP 10/100M Ethernet Connections
 Rotary Menu Wheel / Function Selection Button
 LCD Menu / Function Display
 PowerCon Power In
 Auto MDI/MDIX, DMX-512, and ArtNet Support
 ArtNet - DMX Bilateral Signal Conversion DMX Splitter Function
 LCD Display & LED Indicators
 Broadcast Mode
 Backup Mode

CONTROL / CONNECTIONS

(4) 5pin DMX Ports
 (2) RJ45 TCP/IP 10/100M Ethernet Connections
 LCD Menu / Function Display
 PowerCon Power In

SIZE / WEIGHT

Length: 10.0" (255mm)
 Width: 6.8" (173mm)
 Vertical Height: 1.7" (43mm)
 Weight: 3.5 lbs. (1.6kg)

ELECTRICAL / THERMAL

AC 100-240V - 50/60Hz
 5W Max Power Consumption
 35.6°F (2°C) to 113°F (45°C)

APPROVALS

CE

eNODE 8 PRO

CODE: 1321000069 | SKU: ENO417



- (8) UNIVERSAL DMX PORTS
- (2) RJ45 TCP/IP 10/100M ETHERNET CONNECTIONS
- ROTARY MENU WHEEL / FUNCTION SELECTION BUTTON
- LCD MENU / FUNCTION DISPLAY
- AUTO MDI/MDIX, DMX-512 AND ARTNET SUPPORT
- ARTNET - DMX BILATERAL SIGNAL CONVERSION

FEATURES

(8) Universal DMX Ports (can be set as Input or Output)
 (2) RJ45 TCP/IP 10/100M Ethernet Connections
 Rotary Menu Wheel / Function Selection Button
 LCD Menu / Function Display
 PowerCON Power In
 Auto MDI/MDIX, DMX-512 and ArtNet Support
 ArtNet - DMX Bilateral Signal Conversion
 DMX Splitter Function (1Input / 3 Outputs or 1A Input / 3A Outputs and 1B Input / 3B Outputs)
 LCD Display & LED Indicators
 Broadcast Mode (One Device Transmits Same Signal to Other Connected Devices)
 Backup Mode

CONTROL / CONNECTIONS

(8) 5pin DMX Ports
 (2) RJ45 TCP/IP 10/100M Ethernet Connections
 Rotary Menu Wheel / Function Selection Button
 LCD Menu / Function Display
 PowerCON Power In

SIZE / WEIGHT

Length: 19.0" (482mm)
 Width: 6.3" (160mm)
 Vertical Height: 1.7" (44mm)
 Weight: 4.6 lbs. (2.1kg)

ELECTRICAL / THERMAL

AC 100-240V - 50/60Hz
 7W Max Power Consumption
 35.6°F (2°C) to 113°F (45°C)

eNode2 POE

CODE: 1321000078 | SKU: ENO435



- THE ENODE2 POE IS A 2 UNIVERSE ETHERNET TO DMX NODE WITH POWER OVER ETHERNET. FOR USE WITH ARTNET COMPATIBLE DMX CONTROL SYSTEMS. UTILIZES A SINGLE RJ45 POE NEUTRIK ETHERCON CONNECTOR FOR INPUT AND 2, 5-PIN NEUTRIK DATA OUTPUT CONNECTORS.

FEATURES

Supports standard DMX-512 and ArtNet protocol
 Supports ArtNet & DMX signal bilateral conversion
 DMX input/output can be enabled / disabled via menu
 Each DMX output can be set as single, zero, HTP, LTP, RDM mode
 LCD display indicates each DMX port status
 LED indicators indicate the activate status of Ethernet

CONNECTIONS

Ethernet In
 2x 5-Pin DMX in

SIZE / WEIGHT

Length: TBA
 Width: TBA
 Vertical Height: TBA
 Weight: TBA

ELECTRICAL / THERMAL

TBA

APPROVALS

CE

EWDMX SYSTEM

SKU: EWDMXSYSTEM



- 512 USITT DMX CHANNELS PER SYSTEM
- SYSTEM INCLUDES 1 TRANSMITTER & 1 RECEIVER
- MULTIPLE RECEIVERS CAN BE USED PER TRANSMITTER
- 1 BUTTON PROGRAMMING | FHSS TECHNOLOGY
- UP TO 16 UNIVERSES (TRANSMITTERS)
- UP TO 3000 WIRELESS FEET

FEATURES

512 USITT DMX channels per system System includes 1 Transmitter & 1 Receiver Multiple receivers can be used per transmitter 1 button programming Up to 16 universes (transmitters) Up to 3000 wireless feet FHSS Technology 3 & 5 pin XLR

SYSTEM COMPONENTS

- 1x EWDMX T-Transmitter
- 1 Antenna
- 1 120v power supply
- 1 brackets + safety cable

- 1x EWDMX R-Receiver
- 1 Antenna
- 1 120v power supply
- 1 brackets + safety cable

SIZE / WEIGHT

EWDMX-T

Length: 5"
Width: 6.5"
Vertical Height: 1.5"
Weight: 1.6 lbs.

EWDMX-R

Length: 5"
Width: 6.5"
Vertical Height: 1.5"
Weight: 1.6 lbs.

ELECTRICAL / THERMAL


Voltage: 90-250V

EWDMXR CODE:
1322000021

EWDMXT CODE:
1322000022

EWDMX IP

CODE: 1322000043 | SKU: EWD001



- IP65 WIRELESS TRANSCEIVER W/2DBI OUTDOOR ANTENNA
- UP TO 1,640 FT. (500M) WIRELESS DMX RANGE*
- FHSS (FREQUENCY HOPING SPREAD SPECTRUM) 1,800 TPS
- WIRELESS FIDELITY AND ERROR CORRECTION
- RDM (REMOTE DEVICE MANAGEMENT) SUPPORT
- 2.4GHZ RADIO – LICENSE FREE WORLDWIDE

FEATURES

IP65 Wireless DMX Transceiver with 2dbi Outdoor Antenna Up To 1,640 ft. (500m) Wireless DMX Range* FHSS (Frequency Hopping Spread Spectrum) 1,800 tps Datasafe Tech - Wireless Fidelity and Error Correction Invisi-Wire High-Fidelity Tech - Output Matches Input Easy-To-Use Single Push Button Function Control 2.4GHz Radio – License Free TDMA W-DMX G4 Protocol Support Rugged Hard Plastic Case Single DMX-512 Universe

CONTROL / CONNECTIONS

Multi-Function Single Push Button Antenna Port

WIRELESS RANGE

Up To 1,640 ft (500m)*
*Based on general testing of the EWDMX IP™ in an outdoor urban area with normal interference, installed in a location 9.8 ft. (3m) ABOVE AUDIENCES and/or GROUND LEVEL, with a DIRECT LINE OF SIGHT, and with 80% or greater signal strength.

SIZE / WEIGHT

Length: 9.4"
Width: 6.7"
Vertical Height: 2.2"
Weight: 4.6 lbs. (2.1kg)

APPROVALS / RATINGS
CE | IP65

E-FLY

CODE: 1322000055 | SKU: EFL001



- WIRELESS DMX TRANSCEIVER
- RECHARGEABLE BATTERY LIFE - UP TO 20 HOURS
- WIRELESS RANGE UP TO 2,500 FT (762M)
- TRANSMIT TO MULTIPLE RECEIVERS ON SAME RADIO CH
- (16) RADIO CHANNELS (1 DMX UNIVERSE PER CH)
- WIRELESS FREQUENCY: 2.4 GHZ DSSS

FEATURES

Wireless DMX Transceiver (Transmitter/Receiver In One) Rechargeable Battery Life - Up To 20-25 Hours From a 4 Hour Charge Battery Life and Signal Strength Indicator Display Wireless Range Up to 2,500 ft (762m) Open Line of Sight Transmit To Multiple Receivers On Same Radio Channel Supports Up To (15) (15) Radio Channels Auto Paring Feature 3pin & 5pin DMX In/Out Wireless Frequency: 2.4 GHz ISM

CONTROL / CONNECTIONS

Battery Switch
Power Save Button
3pin and 5pin DMX In/Out
12VDC Power Supply Input

SIZE / WEIGHT

Length: 6.0" (152.7mm)
Width: 5.3" (134.4mm)
Vertical Height: 1.6" (62mm)
Weight: 1.3 lbs. (0.6kg)

ELECTRICAL / THERMAL

12VDC, 1A
(AC or DC powered)



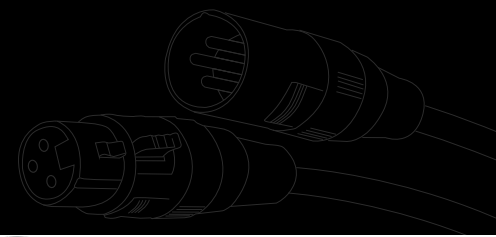
ACCESSORIES



LAMPS

CLAMPS / SAFETIES

Heavy Duty Clamps & Safety Cable



NARROW CLAMP SKU: NARROW CLAMP

360° Wrap Around Style
Fits 2" diameter Pipe
Standard course 3/8" bolt to hang
Standard course 1/2" swing bolt to clamp
Wing nut, standard nuts & washers included
Max Rating: 550 lbs. (250 kgs.)
Clamp width: 1 inch

PRO CLAMP SKU: PRO CLAMP

360° Wrap Around Style
Fits 2" diameter Pipe
Standard course 3/8" bolt to hang
Standard course 1/2" swing bolt to clamp
Wing nut, standard nuts & washers included
Max Rating: 1,100 lbs. (500 kgs.)
Clamp width: 2 inch

PRO SWIVEL CLAMP SKU: PRO SWIVEL CLAMP

Swivel Dual Head Pro Clamps
360° Wrap Around Style
Fits 2" diameter Pipe
Standard course 3/8" bolt to hang
Standard course 1/2" swing bolt to clamp
Wing nut, standard nuts & washers included
Max Rating: 1,100 lbs. (500 kgs.)
Clamp width: 2 inch

SCABLE 60 SKU: SCABLE 60

60 cm / 2' in length
Ideal for use on truss or pipe

TRIGGER CLAMP SKU: TRIGGER CLAMP

360° Wrap Around Style
Fits 2" diameter Pipe
Standard course 3/8" bolt to hang
Standard course 1/2" swing bolt to clamp
Wing nut, standard nuts & washers included
Max Rating: 550 lbs. (250 kgs.)
Clamp width: 1 inch

QUICK RIG CLAMP SKU: QUICK RIG CLAMP

Heavy Duty Wrap Around Low Profile
Hook Style Clamp
Supports 1.96" (50mm) Tubing
Minimum Tubing Diameter: 1.88" (48mm)
Maximum Tubing Diameter: 2.00" (51mm)
Max Load Capacity: 550 lbs. (250 kg.)
Also available in black

EYE CLAMP SKU: EYE CLAMP


Swivel Dual Head Pro Clamps
360° Wrap Around Style
Fits 2" diameter Pipe
Standard course 3/8" bolt to hang
Standard course 1/2" swing bolt to clamp
Wing nut, standard nuts & washers included
Max Rating: 1,100 lbs. (500 kgs.)
Also available in black

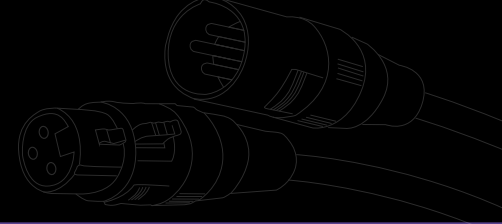
QUICK RIG EYE CLAMP/N SKU: QUICK RIG EYE CLAMP/N

For 50mm Tubing with M16 Eye Nut
Compatible with F31-F32-F33-F34-F44P Truss
Minimum Tubing Diameter 48mm
Maximum Tubing Diameter 51mm
Max Load Capacity 500 kgs. - 1102 lbs.
Unit Weight - 1.76 lbs.



For a complete list of our accessories, please visit our website @ www.elationlighting.com





DMX & CABLE SOLUTIONS

Get your cables, accessories and cases from one supplier. We've got it, for you.

TRUE1 CABLES

NEU000	NEUTRU1MPC50	50FT 15m TRUE1 PWR CABLE
NEU012	NEUTRU1MPC25	25FT 7m TRUE1 PWR CABLE
NEU024	NEUTRU1MPC15	15FT 4m TRUE1 PWR CABLE
NEU036	NEUTRU1PLC30	30FT.(9.14m) POWER LINK CABLE
NEU048	NEUTRU1PLC25	25FT 7m TRUE1 PWR LINK CBL
NEU060	NEUTRU1PLC20	20FT 6m TRUE1 PWR LINK CBL
NEU072	NEUTRU1PLC16	16FT 4m TRUE1 PWR LINK CBL
NEU084	NEUTRU1PLC10	10FT.(3.05m) POWER LINK CBL
NEU088	NEUTRU1PLC3	3FT 1m TRUE1 PWR LINK CBL
NEU601	NEUTRU1PLC2	20 INCH TRUE1 PWR LINK CBL
NEU108	NEUTRU1PLC1	9FT .3m TRUE1 PWR LINK CBL

DATALINK CABLES

NEU120	NEUIP65MDC100	100FT.(30.48m) MAIN DATA LINK
NEU132	NEUIP65MDC50	50FT.(15.24m) MAIN DATA
NEU144	NEUIP65MDC25	25FT. (7.62m) MAIN DATA
NEU156	NEUIP65DLC30	30FT. (9.14m) DATA LINK CABLE
NEU168	NEUIP65DLC25	25FT. (7.62m) DATA LINK CABLE
NEU180	NEUIP65DLC20	20FT.(6.10m) DATA LINK CABLE
NEU192	NEUIP65DLC16	16FT. (4.87m) DATA LINK CABLE
NEU204	NEUIP65DLC10	10FT. (3.05m) DATA LINK CABLE
NEU216	NEUIP65DLC6	6FT. (1.82m) DATA LINK CABLE
NEU228	NEUIP65DLC3	2.95FT.(0.9m) DATA LINK CABLE
NEU240	NEUIP65DLC1	1.14FT.(0.35m) DATA LINK CABLE
NEU613	NEUIP65DLC2	20.5" IP65 DATA LINK CABLE PANEL TO PANEL EPT6IP

EZ/EMAG CABLES

EPV722	EPVPLC1; 0.35	Power Link
EPV813	EPVPC25; 25'	AC Power

3-PIN DMX SERIES

AC3PDMX5	AC3PDMX5	5ft 3-Pin DMX
AC3PDMX10	AC3PDMX10	10ft 3-Pin DMX
AC3PDMX15	AC3PDMX15	15ft 3-Pin DMX
AC3PDMX25	AC3PDMX25	25ft 3-Pin DMX
AC3PDMX50	AC3PDMX50	50ft 3-Pin DMX
AC3PDMX100	AC3PDMX100	100ft 3-Pin DMX
AC3CDMX300	AC3CDMX300	300ft 3-Pin DMX Spool

3-PIN DMX PRO SERIES

AC3PDMX5PRO	AC3PDMX5PRO	5ft 3-Pin PRO DMX
AC3PDMX10PRO	AC3PDMX10PRO	10ft 3-Pin PRO, DMX
AC3PDMX15PRO	AC3PDMX15PRO	15ft 3-Pin PRO, DMX
AC3PDMX25PRO	AC3PDMX25PRO	25ft 3-Pin PRO, DMX
AC3PDMX50PRO	AC3PDMX50PRO	50ft 3-Pin PRO, DMX
AC3PDMX100PRO	AC3PDMX100PRO	100ft 3-Pin PRO DMX

5-PIN DMX SERIES

AC5PDMX5	AC5PDMX5	5ft 5-Pin DMX
AC5PDMX10	AC5PDMX10	10ft 5-Pin DMX
AC5PDMX25	AC5PDMX25	25ft 5-Pin DMX
AC5PDMX50	AC5PDMX50	50ft 5-Pin DMX
AC5PDMX100	AC5PDMX100	100ft 5-Pin DMX
AC5CDMX300	AC5CDMX300	300ft 5-Pin DMX Spool

5-PIN DMX PRO SERIES

AC5PDMX5PRO	AC5PDMX5PRO	5ft 5-Pin PRO DMX
AC5PDMX10PRO	AC5PDMX10PRO	10ft 5-Pin PRO DMX
AC5PDMX15PRO	AC5PDMX15PRO	15ft 5-Pin PRO DMX
AC5PDMX25PRO	AC5PDMX25PRO	25ft 5-Pin PRO DMX
AC5PDMX50PRO	AC5PDMX50PRO	50ft 5-Pin PRO DMX
AC5PDMX100PRO	AC5PDMX100PRO	100ft 5-Pin PRO DMX

DMX CONNECTORS / TURNAROUNDS

AC3PM5PFM	AC3PM5PFM	3-Pin MALE XLR To 5-Pin
AC5PM3PFM	AC5PM3PFM	5-Pin MALE XLR To 3-Pin
ACRJ453PFM	ACRJ453PFM	RJ45-3P XLR Female
ACRJ453PM	ACRJ453PM	RJ45-3P XLR Male
ACRJ453PSET	ACRJ453PSET	RJ45-3P XLR M & RJ45-3P XLR F
ACRJ455PFM	ACRJ455PFM	RJ45-5P XLR Female
ACRJ455PM	ACRJ455PM	RJ45-5P XLR Male
ACRJ455PSET	ACRJ455PSET	RJ45-5P XLR M & RJ45-5P XLR F
ACXLR3PSET	ACXLR3PSET	3-Pin 1 Male & 1 Female XLR
ACXLR5PSET	ACXLR5PSET	5-Pin 1 Male & 1 Female XLR
ACXLRRAAC	ACXLRRAAC	3-Pin XLR Right Angle Plug

CAT6 ETHERCON CABLES

CAT250	CAT6PRO250	250ft CAT6 Ether-Con
CAT300	CAT6PRO300	300ft CAT6 Ether-Con

DMX CABLES 3-PIN PRO SERIES

AC3PDMX5PRO	AC3PDMX5PRO	5ft 3-Pin PRO DMX
AC3PDMX10PRO	AC3PDMX10PRO	10ft 3-Pin PRO, DMX
AC3PDMX15PRO	AC3PDMX15PRO	15ft 3-Pin PRO, DMX
AC3PDMX25PRO	AC3PDMX25PRO	25ft 3-Pin PRO, DMX
AC3PDMX50PRO	AC3PDMX50PRO	50ft 3-Pin PRO, DMX
AC3PDMX100PRO	AC3PDMX100PRO	100ft 3-Pin PRO DMX

EDISON CABLES SERIES

EC123-100	EC123-100	100ft Blk, 12/3
EC123-25	EC123-25	25ft Blk, 12/3
EC123-50	EC123-50	50ft Blk, 12/3
EC163-6	EC163-6	6ft Blk, 16/3
EC163-10	EC163-10	10ft Blk, 16/3
EC163-25	EC163-25	25ft Blk, 16/3
EC163-50	EC163-50	50ft Blk, 16/3
EC163-10G	EC163-10G	10ft Grey, 16/3
EC123-3FER10	EC123-3FER10	10ft Blk, 12/3, 3FER
EC123-3FER25	EC123-3FER25	25ft Blk, 12/3, 3FER
EC123-3FER50	EC123-3FER50	50ft Blk, 12/3, 3FER
EC123-3FER50G	EC123-3FER50G	50ft Grey, 12/3, 3FER
EC123-3FER25G	EC123-3FER25G	25ft Grey, 12/3, 3FER
EC163-3FER25G	EC163-3FER25G	20ft Grey, 16/3, 3FER
EC3FER	EC3FER	Blk, Edison (TRI-TAP)
ECAC8	ECAC8	12/3 Edison to Bare Wire

IEC EXTENSION SERIES

ECCOM-3	ECCOM-3	3ft Gauge IEC Male to IEC
ECCOM-6	ECCOM-6	6ft IEC Female to IEC Male
ECIEC-6	ECIEC-6	6ft IEC Female to Edison
ECCOM-10	ECCOM-10	10ft IEC M to F Extension

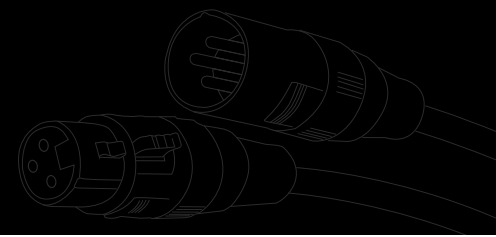
POWERCON EXTENSION SERIES

PLC3	PLC3	3ft Powercon Link
PLC6	PLC6	6ft Powercon Link
PLC10	PLC10	10ft Powercon Link
PLC15	PLC15	15ft Powercon Link

For a complete list of our accessories, please visit our website @ www.elationlighting.com

DRC ROAD SERIES

Heavy Duty Road Case Series



DRC PLAT ZFX	PLATINUM WASH ZFX PRO 4-PACK ROAD CASE
DRC ZFX XL	DUAL ROAD CASE FOR ZFX XL
DRC12TR	DUAL ROAD CASE FOR 1200C
DRC35TOUR	PLATINUM 35 SERIES DUAL SPLIT CASE
DRC360BAR	ACL 360 BAR 4 PACK ROAD CASE
DRC360MTX	ACL 360 MATRIX 4 PACK ROAD CASE
DRCCPWW2	SIXPACK CUEPIXWW2 ROAD CASE
DRCCPWW4	SIXPACK CUEPIXWW4 ROAD CASE
DRCEMAG4	TEN PACK ROAD CASE FOR EMAG4
DRCEMO	DUAL ROAD CASE FOR EMOTION
DRCEZ4-10	10 PACK ROAD CASE FOR EZ4
DRCEZ6	6 PCS ROAD CASE FOR EZ6
DRCHH001	HEDGEHOG ROLLING ROAD CASE
DRCPLAT	DUAL ROAD CASE FOR PLATINUM SPOT 5R
DRCPLATQUAD	QUAD ROAD CASE FOR PLATINUM SPOT 5R
DRCPROTOUR	ROAD CASE FOR FLX & SBX & THE 35R PRO
DRCPSLP	DUAL ROAD CASE FOR PLATINUM SPOT LED PRO
DRCQ78	RAYZOR Q7 8 PACK ROAD CASE
DRCQP6	CUEPIX PANEL 6-PACK ROAD CASE
DRCQTVL4	QUAD ROAD CASE FOR TVL4000
DRCSATTOUR	SATURA SPOT LED PRO ROAD CASE
DRCSBXPRO	DUAL ROAD CASE TO HOLD QTY 2 PLATINUM SBX
DRCZW19QUAD	ZW19 QUAD ROAD CASE
FX-4	DUAL ROAD CASE COMPATIBLE
FX-5	ROAD CASE FOR M-5, M-8, W515 & FX-5
FZ-350	SINGLE VENTED ROAD CASE
Q5E/ROADCASE	EMPTY REPLACEMENT ROAD CASE
SD2RC	SHOWDESIGNER 2 ROAD CASE
SD3RC	SHOWDESIGNER 3 ROAD CASE
VOLT5CASECHARGER	VOLT5 CHARGER FOR ROAD CASE



For a complete list of our accessories, please visit our website @ www.elationlighting.com



REPLACEMENT LAMPS

Although LED-based fixtures are quickly becoming the norm, you may still need to replace discharge lamps from time to time. See our list of replacement lamps below. If you didn't find what you need, visit parts.elationlighting.com for an up-to-date parts list.



SPECIAL EFFECT LAMPS

ZB-300 750W	STROBE LAMP	PROTRON STAR, PROTRON COLOR
ZB-HTI300WD5/57	OSRAM 300W, 1000hr, 7200k	IMAGE PRO 300II LAMP
LL-32HID	32W XENON LAMP 2000HR	IMAGE IPX & IPXR
LL-UVW100	100W COMPACT FLUORESCENT BLACK	UV WASH

PAR LAMPS

ZB-300PAR56	PAR 56 300W NSP, MFL, WFL W MOGUL	PAR 56 CANS
ZB-500PAR64	PAR 64 500W NSP, MFL, WFL W MOGUL	PAR 64 CANS
LL-1000PAR64N	PAR 64 1000W NARROW SEALED BEAM	PAR 64 CANS
LL-1000PAR64M	PAR 64 1000W MEDIUM SEALED BEAM	PAR 64 CANS
LL-1000PAR64W	PAR 64 1000W WIDE SEALED BEAM	PAR 64 CANS

FOLLOWSPOT LAMPS

ZB-EGT	USHIO 120V-1000W	PRO FS 1000
ZB-MSR575/2	PHILIPS 575W-95V 1000hr	PRO FS MSR575

OPTI PAR LAMPS

ZB-GLA	PHILIPS 575W 115V 1500hr, 3050k	OPTI PAR, OPTI ZOOM, Design Par 575H
ZB-GLC	PHILIPS 575W 115V 300hr, 3200k	OPTI PAR, OPTI ZOOM
LL-PAR30	75W 120V PAR 30	OPTI 30

INTELLIGENT FIXTURE LAMPS

ZB-MSD250/2	PHILIPS 250W, 3000hr, 8500k	Focus Spot 250, Design Spot 250, Design Wash 250, Vision Scan 250, CMY Zoom 250, Waterfall 250PRO
ZB-MSR575/2	PHILIPS 575W, 1000hr, 7200k	Design Spot 575B, Vision Scan 575, Design Par 575D, CMY Zoom 575
ZB-MSR575/SA2DE	PHILIPS GOLD 575W, 750hr, 7200k DOUBLE ENDED	Design Spot 575E, Power Spot 575IE, Design Wash 575E
ZB-MSR700/SA/DE	PHILIPS GOLD 700W, 750hr, 7200k DOUBLE ENDED	Power Spot 700CMYII
ZB-MSR1200/SADE	PHILIPS GOLD 1200W, 750hr, 6000k DOUBLE ENDED	Design Spot 1200C, Design Beam 1200C
ZB-MSR300/2	PHILIPS GOLD 300W, 750hr, 8000k	Design Beam 300
ZB-MSR1200FF	PHILIPS GOLD 1200W, 750hr, 6300k	Design Spot 1400E, Design Wash 1400E
ZB-MSD PLATINUM 2R	132W Platinum 2R Lamp	Sniper 2R, Rayzor Beam 2R
ZB-MSD PLATINUM 5R	160W 90V 2000hr 7,900k MSD Lamp	Platinum Beam 5R, 5R Extreme, 5R Pro
ZB-MSD PLATINUM 14R	280 Watt Platinum 14R 80CRI Lamp	Platinum HFX, Sniper Pro
ZB-MSD PLATINUM 15R	300W 90V 1500HR 8,000K	Platinum 5R, 15R, 15R PRO, PRO FS 15R
ZB-MSD PLATINUM 16R	330W 90V 1500HR 8,000K	Platinum Wash 16R PRO
ZB-MSD PLATINUM 17RA	350 Watt Platinum 17RA 7,000	Platinum BX, Platinum SBX
ZB-MSD PLATINUM 20R	470 Watt Platinum 20R 7,000k	Platinum FLX
ZB-MSR PLATINUM 35	800 Watt Platinum 35 Touring	Platinum 35 Series
ZB-MSR PLATINUM 35ST	800 Watt Platinum 35 Studio	Platinum 35 Series



For a complete list of our accessories, please visit our website @ www.elationlighting.com



TOTAL RELIABILITY

Elation's hard-earned reputation for product quality is attained daily in a busy QC department where high quality standards are fulfilled and complacency is never tolerated. Every fixture that ships from the Elation undergoes a comprehensive quality check to ensure that the integrity of Elation products is maintained. Our two-year warranty period is not only an assurance of product quality but an important peace-of-mind component for customers who purchase Elation products.



ELATION INNOVATION - AVAILABLE EVERYWHERE

PRODUCTION

THEATRE

TOURING

WORSHIP

BROADCAST



CREATE THE VISION
DELIVER THE EXPERIENCE

Antari[®]
FOG MACHINE



FOG



F-7

UV SPOT 670

SKU: AUV100



- HIGH EFFICIENCY UV LED
- PEAK WAVELENGTH AT 365NM
- MINIMUM VISIBLE LIGHT
- HIGH OUTPUT 6760MW AT FULL INTENSITY
- FLICKER FREE
- 15 DEGREES NARROW BEAM ANGLE

FEATURES

High Efficiency UV LED
 Peak Wavelength at 365nm
 Minimum Visible Light
 High Output 6760mW at Full Intensity
 Special Optics will not Degrade due to High UV Exposure
 Flicker Free
 15 Degrees Narrow Beam Angle

SOURCE

LED 9 x 1.9W High Power UV LED
 Refresh rate 500 Hz

PHOTOMETRIC DATA

Optics 15 degrees
 Output 6760 mW

CONTROL / CONNECTIONS

DMX 512 or Manual
 Operation 2 x 16 digit display
 Power connection Neutrik Powercon in/through
 5-pin XLR

SIZE / WEIGHT

Length: 205 mm
 Width: 125 mm
 Vertical Height: 125 mm
 Weight: 2.4 kg

ELECTRICAL / THERMAL

AC100-240V 50-60Hz
 Power 21W @ 110VAC
 24W @ 220VAC

APPROVALS / RATINGS

CE | IP20

UV WASH 2000

SKU: AUV200



- HIGH EFFICIENCY UV LED
- PEAK WAVELENGTH AT 365NM
- MINIMUM VISIBLE LIGHT
- HIGH OUTPUT 20290MW AT FULL INTENSITY
- FLICKER FREE
- ADJUSTABLE MODULAR STRIPS TO MAXIMIZE COVERAGE

FEATURES

High Efficiency UV LED
 Peak Wavelength at 365nm
 Minimum Visible Light
 High Output 20290mW at Full Intensity
 Special Optics will not Degrade due to High UV Exposure
 Flicker Free
 (3) Adjustable Modular Strips to Maximize Coverage

SOURCE

LED 27 x 1.9W High Power UV LED
 Refresh rate 500 Hz

PHOTOMETRIC DATA

Optics 25 degrees
 Output 20290 mW

CONTROL / CONNECTIONS

DMX 512 or Manual
 Power connection Neutrik Powercon in/through
 5-pin XLR

SIZE / WEIGHT

Length: 600 mm
 Width: 173.50 mm
 Vertical Height: 178.70 mm
 Weight: 5.8 kg

ELECTRICAL / THERMAL

AC100-240V 50-60Hz
 Power 45W @ 110VAC
 50W @ 220VAC

APPROVALS / RATINGS

CE | IP20

UV WASH 2000 IP

SKU: TBA



IP65
 OUTDOOR RATED

- HIGH EFFICIENCY UV LED
- PEAK WAVELENGTH AT 365NM
- MINIMUM VISIBLE LIGHT
- HIGH OUTPUT 24800MW AT FULL INTENSITY
- FLICKER FREE
- IP65 OUTDOOR RATED

FEATURES

33 x 1.9W High Power UV LED
 Refresh rate: 500 Hz
 Optics: 25 degrees
 High Output 24800MW at Full Intensity
 20,000 hrs L70 at 25 degrees
 Color Range: 365nm

SOURCE

33 x 1.9W High Power UV LED
 Refresh rate 500 Hz

PHOTOMETRIC DATA

Optics 25 degrees
 Output 20290 mW

CONTROL / CONNECTIONS

DMX 512 or Manual
 Data & Power 3-Pin
 Waterproof connection

SIZE / WEIGHT

Length: 454 mm
 Width: 118 mm
 Vertical Height: 331 mm
 Weight: 10.4 kg

ELECTRICAL / THERMAL


AC100-240V 50-60Hz
 69.9W @ 110VAC

APPROVALS / RATINGS

CE | IP65

DARKFX STRIP 510

SKU: AUV610



DARKFX SPOT 510IP

SKU: AUV510



DARKFX DRIVE 4

SKU: AUV001



- HIGH EFFICIENCY UV LED BAR
- 25 DEGREES NARROW BEAM ANGLE
- RADIANT FLUX OUTPUT: 4500 MW
- SPECIAL OPTICS TO PREVENT WEAR DEGRADATION FROM HIGH UV EXPOSURE
- FLICKER FREE OPERATION FOR TV AND FILM

SOURCE

(6) 1.9W High Power UV LEDs
20,000 Hour Average LED Life

PHOTOMETRIC DATA

Optics: 25 Degrees
Peak Wavelength: 365nm
Radiant Flux Output: 4500 mW

CONTROL/CONNECTIONS

DarkFX Drive 4 Power/DMX Fixture Driver (sold separately)
Cable Connection: 22 AWG Bare Wire Cable

SIZE / WEIGHT

Dimensions (no mounting brackets)
Length: 23.4" (593.2mm)
Width: 1.78" (45mm)
Vertical Height: 1.15" (29.15mm)
Dimensions (including mounting brackets)

Length: 23.4" (593.2mm)
Width: 2.91" (74mm)
Vertical Height: 2.85" (72.35mm)
Dry Weight: 2.4 lbs. (1.08 kg)

ELECTRICAL / THERMAL

DC 20-24V
12W Max Power
Consumption

APPROVALS / RATINGS

CE
IP20
Indoor Use Only

- IP65 RATED HIGH EFFICIENCY UV LED SPOT
- 15 DEGREES NARROW BEAM ANGLE
- PEAK WAVELENGTH AT 365NM | MINIMUM VISIBLE LIGHT
- SPECIAL OPTICS TO PREVENT WEAR DEGRADATION FROM HIGH UV EXPOSURE
- FLICKER FREE OPERATION FOR TV AND FILM

SOURCE

(6) 1.9W High Power UV LEDs
20,000 Hour Average LED Life

PHOTOMETRIC DATA

Optics: 15 Degrees
Peak Wavelength: 365nm
Radiant Flux Output: 4500 mW

CONTROL/CONNECTIONS

DarkFX Drive 4 Power/DMX Fixture Driver (sold separately)
Cable Connection: 22 AWG Bare Wire Cable

SIZE / WEIGHT

Length: 4.4" (110.5mm)
Width: 1.96" (49.8mm)
Vertical Height: 5.3" (134.25mm)
Dry Weight: 0.71 lbs. (1.6 kg)

ELECTRICAL / THERMAL

DC 20-24V
12W Max Power
Consumption

APPROVALS / RATINGS

CE
IP65

- 2 CHANNEL DMX CONTROL FOR DARKFX STRIP 510 AND DARKFX SPOT 510IP
- 0-20HZ STROBE EFFECT
- VARIABLE DIMMING CURVE MODES

FEATURES

2 Channel DMX Control for DarkFX Strip 510 and DarkFX Spot 510IP
0-20Hz Strobe Effect
Variable Dimming Curve Modes

CONTROL / CONNECTIONS

(2) DMX Channel Modes (1 / 2)
4 Button 16 Digit Control Display
5pin DMX In/Out
powerCON Power In/Out

SIZE / WEIGHT

Length: 8.5" (216mm)
Width: 5.3" (135mm)
Vertical Height: 2.9" (72.4mm)
Dry Weight: 3.6 lbs. (1.6 2kg)

ELECTRICAL / THERMAL

AC 100-240V - 50/60Hz
500 Hz Refresh Rate
58W Max Power
Consumption @110V
65W Max Power
Consumption @220V

APPROVALS / RATINGS

CE | IP20

F-7 SMAZE

SKU: ANF007

The Antari F-7™ is the ultimate hybrid touring atmospheric effect producing powerful arena size fog and haze effects. Features include a 9-position output fan, digital control, extra large storage area for dual fluid containers, all of which is contained in a durable road-case.

- ALL IN ONE FOG + FAZE MACHINE, SWITCH BETWEEN FOG AND FAZE EFFECT
- TOUR READY RUGGED DESIGN
- BUILT-IN HIGH VELOCITY FAN WITH ADJUSTABLE OUTPUT ANGLE
- SELF CLEANING FUNCTION
- 3 CHANNEL DMX CONTROL (MODE, FOG/FAZE VOLUME, FAN VOLUME)
- FLG SERIES - RECOMMENDED FLUID

FEATURES

9 Multi-Angle Fan Sections
Digital Control Panel
Huge Room for Fluid Reservoir
Initial Heat-Up Time: 6 mins
Fluid Consumption Rate: 140 ml/min (Fog Mode), 28 ml/min (Faze Mode)
Tank Capacity: 5 liters
DMX Channel Occupied: 3 Channels
Output: Fog 20,000 cu.ft/min
Haze: 6,000 cu.ft/min

CONTROL / CONNECTIONS

LCD Display, 4 Buttons
On-Board Control Electric Timer, DMX-512, Wireless DMX
(3) DMX Channel Modes (1 / 2 / 3)
Channel 1:Fog / Haze Mode
Channel 2:Output Volume
Channel 3:Fan Volume
3pin and 5 pin DMX In/Out



SIZE / WEIGHT

Length: 710mm
Width: 412 mm
Vertical Height: 710mm
Weight: 52.5 kg

ELECTRICAL / THERMAL

Voltage: 120 Volt
Power Consumption: 1,650 W

RECOMMENDED FLUID

FLG SERIES



9-Position adjustable output fan



Z-350

SKU: ANF350



- BUILT-IN AIR PUMP: PRODUCES DRY HAZE & INCLUDES SELF CLEANING FUNCTION
- ON BOARD DMX MODES WHEN CONNECTED TO A DMX CONSOLE
- WIDE FLUID CHANNEL: 0.17" (4.4MM) DIAMETER
- FLG SERIES - RECOMMENDED FLUID

FEATURES

Heater: 800W
 Output: 3000 cu.ft/min
 Initial Heat-up Time: 4 min.
 Fluid Consumption Rate:
 3 ml/min. (100 % output)
 Tank Capacity: 1.3 Liters
 Optional Remote: Z-3 Remote

CONTROL / CONNECTIONS

Onboard DMX Interface

SIZE / WEIGHT

Length: 11.9" (320mm)
 Width: 8.4" (153mm)
 Vertical Height: 17.1" (391)
 Weight: 19.4 lbs. (8.8 kg)

ACCESSORIES

(Sold Separately)
 Z-3 Wired Remote
 FZ-350 Single Road Case
 FX-4 Dual Road Case

ELECTRICAL / THERMAL

ETL Pending
 AC 120V / 60Hz

RECOMMENDED FLUID

FLG SERIES



F-1

SKU: ANF100



- SELF CLEANING FUNCTION
- 3 DMX CONTROL MODE
- LARGER TUBE DIAMETER
- BUILT-IN AIR PUMP WITH SELF CLEANING FUNCTION
- OPTIONAL INTERNAL WIRELESS WDMX AVAILABLE
- FLG - RECOMMENDED FLUID

FEATURES

Initial Heat-Up Time: 5 mins
 Fluid Consumption Rate: 8.5 ml/
 min
 Tank Capacity: 2.4 litre
 Control Options: On-Board
 Control Panel, Wireless Remote,
 DMX, W-DMX
 Connections: DMX 3+5 pin XLR
 Neutrik PowerCon
 Output: 4,000 cu.ft/min

SIZE / WEIGHT

Length: 608mm
 Width: 275 mm
 Vertical Height: 286mm
 Weight: 14.1 kg

ACCESSORIES

(Sold Separately)
 W-DMX Module
 W-1TRA - W-1
 Wireless Remote

ELECTRICAL / THERMAL

AC 120V / 60Hz
 790W Max Consumption

RECOMMENDED FLUID

FLG SERIES



Z-380

SKU: ANF380



- COMPACT SIZE YET POWERFUL OUTPUTS
- BOTH 3PIN AND 5PIN IN DUAL DMX CONNECTOR
- DMX OFFLINE AUTO POWER OFF FUNCTION
- LCD SCREEN SETUP DISPLAY USER FRIENDLY
- BIG PIPE DESIGN WITH SMART AUTO CLEANING FUNCTION, NO HASSLES FOR CLOGGING BY USING ANTARI FOG LIQUID

FEATURES

Compact size yet powerful outputs
 Both 3pin and 5pin in dual DMX
 connector
 DMX offline auto power off function
 LCD screen setup display user
 friendly
 FIRST HEAT-UP TIME: 1.5 minute
 OUTPUT: 6,000 Cu.Ft/min
 TANK CAPACITY: 1.2 L
 FLUID CONSUMPTION: 6 ml/min
 (100% output)

SIZE / WEIGHT

Length: 12.9" (328mm)
 Width: 9.8" (248mm)
 Vertical Height: 10.4" (265) |
 12.8" (324mm) with hanging
 bracket
 Weight: 18.7 lbs. (8.5 kg)

ACCESSORIES

(Sold Separately)
 Z-3 wired remote
 W-2 wireless

ELECTRICAL / THERMAL

AC 120V / 60Hz
 1500W Max Power
 Consumption

RECOMMENDED FLUID

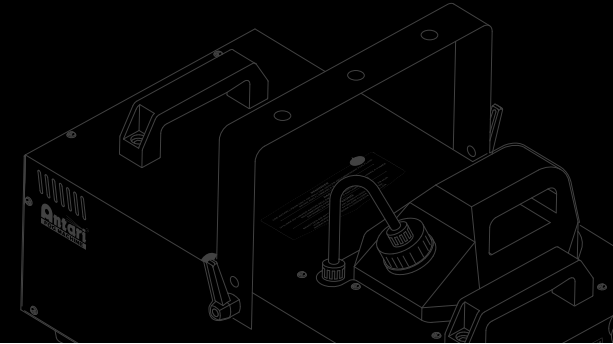
FLG SERIES



F-4 FAZER

SKU: ANF004

The F-4 Fazer, with only a 1.5-minute first heat-up time, is ready to go with no wait time. The large heater tube remarkably reduces the chance of clogs. The quick connecting design between the fluid tube and the tank saves time during fluid tank changes. On-board control can with up to 6 different languages including Chinese, English, French, German, Japanese and Spanish, making the F-4 Fazer very user-friendly worldwide.



- 200% INCREASED HIGH VOLUME OUTPUT COMPARE TO F-5D FAZER
- FAST WARM UP, 1 MIN (APPROX.)
- LARGER DIAMETER HEATER TUBE REDUCES RISK OF CLOGS
- BUILD INTO FLIGHT-CASE FOR TRANSPORTATION EASE
- UP TO 12 HOURS CONTINUOUS OPERATION
- ONBOARD DMX CONTROL

FEATURES

Output: 169.90 m3 / min
 Initial Heat-Up Time:
 1 min (approx)
 Fluid Consumption Rate:
 6.7 ml/ min (100% output)
 Tank Capacity:
 5 Liters / 1.32 gal
 Larger Diameter Heater Tube
 Reduces Risk of Clogs
 Build into Flight-Case for
 Transportation Ease
 Up To 12 hours
 Continuous Operation

CONTROL / CONNECTIONS

Operating Time: Up To 12 Hours
 Continuous Operation at
 Max Output
 Control: DMX512, Manually, Timer
 Onboard DMX Control
 Optional Wireless WDMX Control

SIZE / WEIGHT

Length: 554mm
 Width: 274mm
 Vertical Height: 465mm
 Weight: 20.3 kg

ELECTRICAL / THERMAL

AC 120V / 60Hz
 1,500W Max Power
 Consumption

RECOMMENDED FLUID

FLG SERIES



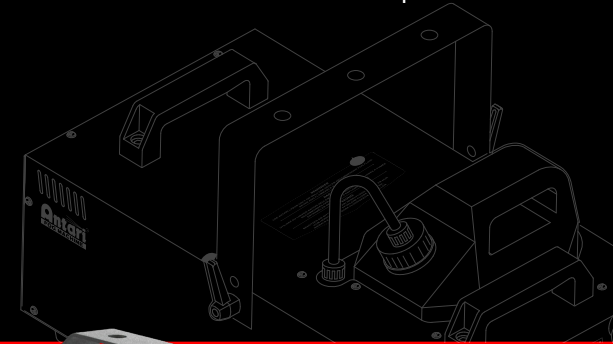
OPTIONAL ACCESSORY
 W-1 Wireless Remote
 ON / OFF



IP-1500

SKU: ANF608

The IP-1500 is Antari's waterproof 1500W fog machine, incorporating an innovative new design that earns it an IP-63 rating. Whether indoor or outside, the new IP-1500 delivers massive fog output with its state-of-the-art design and 1500 watts of power. Included in that design is an extremely precise temperature control system, highly efficient heat conservation system, and an acutely sensitive liquid detection system that senses when fog output or liquid supply is running low. When using the IP-1500 outdoors, even when raining, it is capable of detecting the ambient temperature and adjusting its operating parameters accordingly.



- **HEATER: 1500W**
- **OUTPUT: 20,000 CU.FT/MIN**
- **FIRST HEAT-UP TIME: 6 MINUTES**
- **FLUID CONSUMPTION: 5.8 MIN**
- **LITER - 100 % OUTPUT**
- **RECOMMENDED FLUID: FLG SERIES**

FEATURES

Heater: 1500W
 Output: 20,000 cu.ft / min
 First Heat-up Time: 10 min
 Fluid Consumption: 9 min / liter (100% Output)
 Remote Included:
 W-1 Wireless Transmitter
 Control: Blue LCD screen, Timer mode, Volume mode, Wireless Remote
 DMX: On board

SIZE / WEIGHT

Length: 355 mm
 Width: 249 mm
 Vertical Height: 147 mm
 Weight: 13.5 kg

ELECTRICAL / THERMAL

Power: AC120V/AC 60Hz
 IP Rating: IP63
 1,500W Max Power Consumption

CONTROL / CONNECTIONS

4 Button Control Interface
 WDMX Wireless Solution
 5 pin DMX In/Out
 W-1 Wireless Transmitter

RECOMMENDED FLUID

FLG SERIES



REAR VIEW
 4 Button Control Interface



INCLUDED ACCESSORY
 W-1 Wireless Remote
 ON / OFF



HZ-350

SKU: ANF663



- OUTPUT: 2,000 CU.FT/MIN
- HEAT UP TIME: 4.5MIN
- TANK CAPACITY: 2.5 LITER
- FLUID CONSUMPTION RATE: 21 HR / LITER
- REMOTE INCLUDED: W-1 WIRELESS TRANSMITTER
- RECOMMENDED FLUID: HZL OIL SERIES

FEATURES

Power: AC120V / 60Hz
 Output: 2,400 cu.ft 1min
 Tank Capacity: 2.5 liters
 Fluid Consumption Rate:
 21 hr 1liter
 Remote Included:
 W-1 Wireless Transmitter
 Optional Remote: Z-1 O
 Air Pressure: 30 Psi
 Length: 491.8 mm
 Width: 273 mm
 Vertical Height: 310.5 mm
 Weight: 14.2 Kg

CONTROL / CONNECTIONS

4 Button Control Interface
 W-1 Wireless Remote

SIZE / WEIGHT

Length: 491.8
 Width: 273
 Vertical Height: 310.5
 Weight: 14.2 Kg

ELECTRICAL / THERMAL

AC 120V / 60Hz
 315W Max Power
 Consumption

RECOMMENDED FLUID

HZL SERIES



HZ-400

SKU: HZ-400



- OUTPUT: 2,800 CU.FT / MIN
- TANK CAPACITY: 2.5 LITER
- FLUID CONSUMPTION RATE: 16 HR / LITER
- REMOTE INCLUDED: HC-1 TIMER REMOTE
- OPTIONAL REMOTE: HCR-1 WIRELESS REMOTE
- RECOMMENDED FLUID: HZL SERIES

FEATURES

Power: AC120V / 60Hz
 Output: 2,800 cu.ft / min
 Tank Capacity: 2.5 liter
 Fluid Consumption Rate:
 16 hr / liter
 Remote Included:
 HC-1 Timer Remote
 Optional Remote:
 HCR-1 Wireless Remote
 DMX: On board
 Weight: 19 Kg
 Dimensions: 500 x 320 x 250mm

SIZE / WEIGHT

Length: 500 mm
 Width: 320 mm
 Vertical Height: 250 mm
 Weight: 19 Kg

ACCESSORIES

(Sold Separately)
 HCR-1

ELECTRICAL / THERMAL

AC 120V / 60Hz
 560W Max Power
 Consumption

RECOMMENDED FLUID

HZL SERIES



HZ-500

SKU: HZ-500



- LOW-NOISE: BELOW 70DB AT 10 CM DISTANCE
- DRY HAZE: THE HZ-500 PRODUCES VERY DRY HAZE, WHICH DOES NOT GENERATE REDUNDANT MOISTURE
- EXTREMELY SMALL PARTICLES: HZ-500 MAKES INCREDIBLY TINY PARTICULATES. THUS, THE HAZE CAN BE DISTRIBUTED THROUGH AIR FARTHER AND FASTER.

FEATURES

Output : 3000 cu.ft / min
 First Heat-up Time : 4 min
 Fluid Consumption : 2 hr / liter
 (100% Output)
 Tank Capacity : 2.8 liter
 Control: LCD screen, Timer mode, Volume mode
 Wireless DMX Receiver:
 On Board
 DMX Channel Occupied:
 2 Channels (one for fog output; one for fan output)
 Fluid Level Indicator

CONTROL / CONNECTIONS

LCD Timer Panel Controller
 5pin DMX In/Out

SIZE / WEIGHT

Length: 510 mm
 Width: 375 mm
 Vertical Height: 350 mm
 Weight: 31.5 kg

ELECTRICAL / THERMAL

AC 120V / 60Hz
 400W Max Power
 Consumption

RECOMMENDED FLUID

HZL SERIES



HZ-1000

SKU: TBA

Antari is proud to unveil the most up-to-date Hazer, HZ-1000, to the entertainment industry. HZ-1000 is a groundbreaking masterpiece created by Antari R&D team with enormous experience in studying and designing haze machines after years of hard work. Therefore, the performance of HZ-1000 is second to none and better than any other haze on stage. It can work with laser beams, lighting perfectly and bring the best atmospheric effects to all events. HZ-1000 is definitely the best choice for those stage designers, performers, and audiences who are quite sensitive to surrounding settings.

- THE MAXIMUM HAZE OUTPUT IS HZ-500'S DOUBLE.
- TWO OPERATIONAL MODES: SINGLE-COMPRESSOR OR TWIN-COMPRESSOR MODE CAN BE SELECTED TO CREATE NEEDED HAZE VOLUME.
- EQUIPPED WITH TFT COLOR TOUCH PANEL PROVIDES SIMPLE CONTROL INTERFACE
- FLIGHT CASE WITH WHEELS GIVES BETTER PROTECTIONS FOR TOURS.
- EIGHT-LITER LARGE RESERVOIR ALLOWS LONG TIME OPERATION WITHOUT FREQUENT REFILLS.

FEATURES

Power: AC120V / 60Hz
 Power Consumption: 800W
 Fluid Consumption Rate:
 2.5 ml / per min (100% output)
 Tank Capacity: 8 Liters
 Control Options:
 On-board Control Panel
 Wireless DMX, Manual DMX
 Clear liquid level indication window

CONTROL / CONNECTIONS

2 Channels
 Haze output – low or high
 Fan speed – 20-100%
 TFT color
 Touch Panel
 RDM
 Optional W-DMX Wireless
 3pin and 5 pin DMX Out
 True 1 Power In



SIZE / WEIGHT


Length: 685 mm
 Width: 512 mm
 Vertical Height: 552 mm
 Weight: 70 kg

ELECTRICAL / THERMAL

AC 120V / 60Hz
 800W Power Consumption

RECOMMENDED FLUID

HZL SERIES



OPTIONAL ACCESSORY
 W-2 Wireless Remote



M-4

SKU: ANF400

The Antari M-4™ is a powerful multi-position fogger with a structure design for versatile rigging options. Features include an easy accessible fluid tank compartment for refill and transportation ease, built-in Wireless DMX, and an included W-2 wireless timer/volume remote control.

- **OUTPUT: HEIGHT 5 METERS, WIDTH 1 METER**
- **BUILT-IN WIRELESS**
- **TANK CAPACITY: 2.4 LITER**
- **FLUID CONSUMPTION RATE: 150 ML/ MIN**
- **REMOTE INCLUDED: W-1 WIRELESS TRANSMITTER**
- **RECOMMENDED FLUID: FLC SERIES**

FEATURES

Power: AC120V / 60Hz
Power Consumption: 1650W
Output: Height 5 Meters,
Width 1 Meter
Initial Heat-Up Time: 5 mins
Fluid Consumption Rate:
150 ml/ min
Tank Capacity: 2.4 liters
Control Options:
On-board Control Panel
W-1 Wireless Remote, DMX

SIZE / WEIGHT

Length: 345 mm
Width: 193 mm
Vertical Height: 386 mm
Weight: 11 kg

ELECTRICAL / THERMAL


AC 120V / 60Hz
1650W Max Power Consumption

RECOMMENDED FLUID

FLC SERIES

CONTROL / CONNECTIONS

4 Button Control Interface
WDMX Wireless Solution
3pin and 5 pin DMX Out
Neutrik PowerCon



M-7

SKU: ANF701

The new Antari M-7 RGBA™ is a powerful multi-position fogger with (22) 3W LEDs surrounding the output area, which add intense color effects to each fog burst. Features include a unique structural design that provides for versatile rigging options, (5) Red, (6) Green, (6) Blue, and (5) Amber LEDs, an easy accessible fluid tank compartment for refill and transportation ease, and an included W-2 wireless timer/volume remote control.

- **CONTROL OPTION: ON-BOARD, DMX & WIRELESS**
- **TANK CAPACITY: 2.4 LITER**
- **FOG OUTPUT: HEIGHT 5 METERS, WIDTH 1 METER**
- **REMOTE INCLUDED: W-2 WIRELESS TRANSMITTER**
- **LEDS: (22) 3W LEDS (5-RED, 6-GREEN, 6-BLUE, 5-AMBER)**
- **RECOMMENDED FLUID: FLC SERIES**

FEATURES

Power: AC120V / 60Hz
 Power Consumption: 1,550 W
 Initial Heat-Up Time: 5 mins
 Coverage Volume:
 Height 5 Meters,
 Width 1 Meter
 Max Operating Time:
 8 seconds burst
 Fluid Consumption Rate:
 150 ml / Min
 Tank Capacity: 2.4 liter
 Control Options: On-Board LCD
 Screen, Wireless Remote, 9 Channel
 DMX and Master/Slave Modes

SOURCE

22x 3W LEDs
 (5-Red, 6-Green, 6-Blue, 5-Amber)

CONTROL / CONNECTIONS

4 Button Control Interface
 WDMX Wireless Solution
 3pin and 5 pin DMX Out
 Neutrik PowerCon

SIZE / WEIGHT

Length: 345 mm
 Width: 193 mm
 Vertical Height: 386 mm
 Weight: 11 kg

ELECTRICAL / THERMAL

AC 120V / 60Hz
 1550W Max Power Consumption

RECOMMENDED FLUID

FLC SERIES



M-7
 22x 3W LEDS, 8 Red,
 7 Green & 7 Blue LEDs



ELATION
 PROFESSIONAL

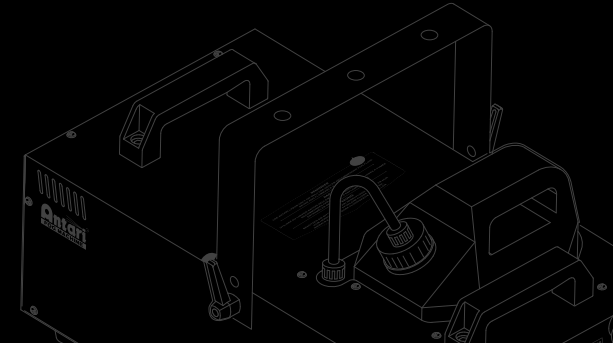
M-8

SKU: M-8



M-10

SKU: M-10



- A HIGH-CAPACITY 10-LITER TANK
- HEATER: 1,800W
- OUTPUT: 50,000 CU.FT/MIN
- FIRST HEAT-UP TIME: 8 MIN.
- TANK CAPACITY: 10 LITERS
- REMOTE INCLUDED: M-21 (TIMER REMOTE)

FEATURES

Power: AC120V / 60Hz
 Heater: 1,800 W
 Output: 50,000 cu.ft / min
 First Heat-up Time: 9 min
 Tank Capacity: 10 liter
 Fluid Consumption Rate:
 4 min / liter (100% Output)
 Remote Included:
 M-21 Control Module



CONTROL / CONNECTIONS

4 Button Control Interface
 WDMX Wireless Optional
 3pin and 5 pin DMX Out

SIZE / WEIGHT

Length: 668 mm
 Width: 319 mm
 Vertical Height: 170 mm
 Weight: 22.5 kg

ELECTRICAL / THERMAL

AC 120V / 60Hz
 1800W Max Power Consumption

RECOMMENDED FLUID

FLG SERIES

- HEATER: 3,000W
- OUTPUT: 40,000 CU.FT/MIN
- FIRST HEAT-UP TIME: 13 MIN.
- TANK CAPACITY: 10 LITERS
- FLUID CONSUMPTION RATE: 5 MIN/LITER (100% OUTPUT)
- REMOTE INCLUDED: Z-20 (TIMER REMOTE)

FEATURES

Heater: 3,000W
 Output: 40,000 cu.ft/min
 First Heat-Up Time: 13 min.
 Tank Capacity: 10 Liters
 Fluid Consumption Rate:
 5 min/Liter (100% Output)
 Remote Included:
 M-21 (Timer Remote)



CONTROL / CONNECTIONS

6 Button Control Interface
 WDMX Wireless Optional
 3pin and 5 pin DMX Out

SIZE / WEIGHT

Length: 690 mm
 Width: 319 mm
 Vertical Height: 192 mm
 Weight: 25.5 kg

ELECTRICAL / THERMAL

AC 120V / 60Hz
 3000W Max Consumption

RECOMMENDED FLUID

FLG SERIES



INCLUDED ACCESSORY
 M-21 Control Module



M-8
 Control View



WIFI-800

SKU: ANF180



- HEATER: 800W
- OUTPUT: 3000 CU.FT/MIN
- FIRST HEAT-UP TIME: 100 SEC.
- TANK CAPACITY: 0.8 LITERS
- FLUID CONSUMPTION RATE: 60 MIN/0.8 LITER
- INCLUDES W-1 WIRELESS REMOTE

SPECIFICATION

Power: AC120V / 60Hz
 Heater: 800 W
 Output: 3,000 cu.ft / min
 First Heat-up Time: 100 seconds
 Tank Capacity: 0.8 liter
 Fluid Consumption Rate:
 60 min / 0.8liter (100% Output)
 Machine Control: On/Off Switch,
 iOS & Android Device

CONTROL / CONNECTIONS

iOS & Android App Device
 WDMX Wireless Solution
 W-1 Wireless Remote

SIZE / WEIGHT

Length: 315 mm
 Width: 128 mm
 Vertical Height: 220 mm
 Weight: 4.1 kg

ELECTRICAL / THERMAL

AC 120V / 60Hz
 800W Max Consumption

RECOMMENDED FLUID

FLR / FLG SERIES



M-1

SKU: M-1



- SYSTEM INCLUDES: M-1 FOGGER, CASE, RECHARGEABLE BATTERY AND FLM-05 FLUID
- BATTERY POWERED MOBILE FOGGER
- OUTPUT: 300 CU.FT/MIN
- CONSUMPTION: 2CC/MIN
- FLUID FLM-05 ONLY

SYSTEM INCLUDES:

M-1 Fog Machine
 Carrying Case
 Rechargeable Battery Charger
 FLM-05 Fog Fluid

FEATURES

Output : 300 cu.ft / min
 Tank Capacity : 110 c.c.
 Consumption : 2 c.c. / min

CONTROL / CONNECTIONS

Push Button

SIZE / WEIGHT

Length: 227 mm
 Width: 66 mm
 Vertical Height: 81 mm
 Weight: 31.5 kg

ACCESSORIES

(Sold Separately)
 MCT-1 Timer Remote
 MCR-1 - Wireless Remote
 DCP-12 - 120V Power Supply
 #C04907400 - Additional Battery

ELECTRICAL / THERMAL


Power Consumption : 75 W
 Battery : DC 12V / 2.3Ah

RECOMMENDED FLUID

FLM-05 Only

LCU-1S

SKU: LCU-1S



- THE LATEST LCU-1S COMES WITH A LCD PANEL ALLOWS USER TO READ AND MAKE SETTING WITH EASE.
- LCU-1S CAN SUPPLY FLUID TO 35 METERS LONG OR 25 METERS HIGH AT MAXIMUM, DESIGNED TO MEET MOST REMOTE FLUID SUPPLY APPLICATION.

FEATURES

LCU-1S is preprogrammed for use with Z-1200II, S-100X, S-200X and SW-250, flow rate are adjusted to supply one unit at the time. An optional "Null" mode offers versatility for use with any model, running the pump at 100% output; enable it to supply up to maximum 4 units at a time.

CONTROL / CONNECTIONS

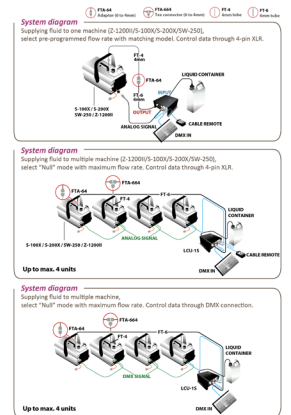
Fluid Consumption: 400 ml / min (100% output)
 Volume and Timer Mode
 DMX 512
 1 DMX Channel

SIZE / WEIGHT

Length: 203 mm
 Width: 179 mm
 Vertical Height: 96 mm
 Weight: 3.3 kg

ELECTRICAL / THERMAL

AC: 120V 50/60Hz 0.35A
 Power Consumption: 40W
 Battery : DC 12V / 2.3Ah



W-510

SKU: ANF475



- 1,000W WIRELESS CONTROL FOGGER
- INTELLIGENT WIRELESS CONTROL SYSTEM
- WIRELESS CONTROL UP TO 50 METERS, DIRECT LINE OF SIGHT
- OPTO-ELECTRONIC FLUID SENSOR
- MORE EFFICIENT NEW HEAT EXCHANGER DESIGN
- FLG SERIES - RECOMMENDED FLUID

SPECIFICATION

Heater: 1,000W
 Output: 10,000 cu.ft (283m3) / min
 Tank Capacity: 2.8 liter
 Fluid Consumption Rate:
 24 min / 1 liter
 Remote Included:
 W-1 Wireless Remote
 Function: Wireless On/Off, DMX
 Warm-Up Time: 12 minutes

CONTROL / CONNECTIONS

WDMX Wireless Solution

SIZE / WEIGHT

Length: 468 mm
 Width: 250 mm
 Vertical Height: 148 mm
 Weight: 11.4 kg

ELECTRICAL / THERMAL

AC 120V / 60Hz
 1,000W Max Power
 Consumption

RECOMMENDED FLUID

FLG SERIES



W-515D

SKU: ANF515



- BUILT-IN WIRELESS WDMX
- UPGRADE PIPING SYSTEM W/ELECTRONIC CONTROL VALVE
- PROVIDE CLEAR BURST WITHOUT EXCESS FOG
- CLEAR REMAINING FLUID TO PREVENT HEATER CLOG
- CONTINUOUS OUTPUT
- WIRELESS CONTROL WITH AUTO SENSING FREQUENCY

FEATURES

Output: 20,000 cu.ft. / min
 Initial Heat-Up Time: 10 mins
 Fluid Consumption Rate:
 120 ml / min
 Tank Capacity: 6 liters
 Control Options:
 On-Board Control Panel, Wireless
 Remote, DMX, W-DMX
 Control Feature:
 Timer, Volume
 Remote Included:
 W-1 Wireless Remote

CONTROL / CONNECTIONS

4 Button Control Interface
 WDMX Wireless Solution
 3pin and 5 pin DMX Out
 Neutrik PowerCon

SIZE / WEIGHT

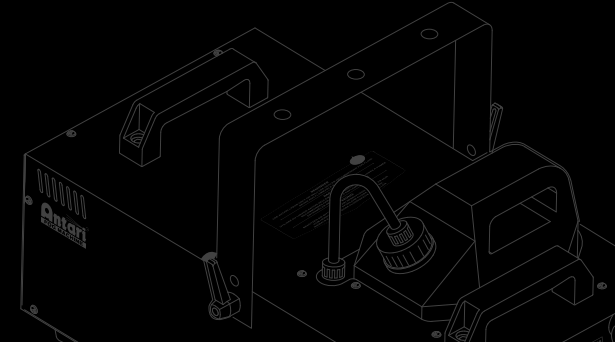
Length: 561 mm
 Width: 278 mm
 Vertical Height: 186 mm
 Weight: 14 kg

ELECTRICAL / THERMAL

AC 120V / 60Hz
 1500W Max Consumption

RECOMMENDED FLUID

FLG SERIES



OPTIONAL ACCESSORY
 W-515-HB
 Hanging Bracket



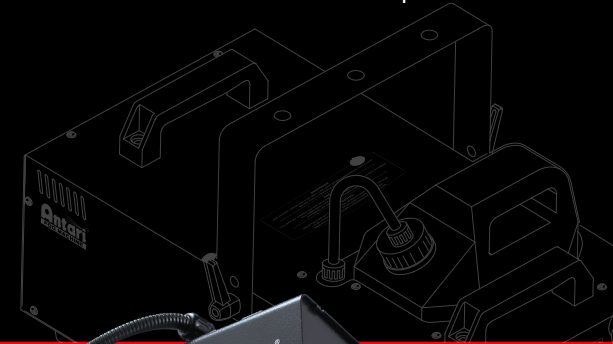
REAR VIEW
 W-510



W-715X

SKU: ANF801

The Antari W-715X™ provides a powerful Co2 simulated fog plume effect. The heating system provides a remarkable output of a 20 seconds burst, and the increase in heat preservation reduces re-heat times. Newly designed fluid piping system removes the remaining fluid to provide clear bursts without excess fog. FLC water based fluid is specially designed for the job, makes the effect more perfect and precise with a fast-dissipating formula. 2 Second Jet Mode enables quick effects at a touch of button, with an advanced LCD control panel and DMX 512 onboard provides versatile and flexible ways of control.



- ADVANCED LCD CONTROL PANEL
- UPGRADE PIPING SYSTEM WITH ELECTRONIC CONTROL VALVE
- PROVIDE CLEAR BURST WITHOUT EXCESS FOG
- CLEAR REMAINING FLUID TO PREVENT HEATER CLOG
- CONTINUOUS OUTPUT
- OPTIONAL W-DMX AVAILABLE

FEATURES

Power: AC 120V / 60Hz
 Heater: 120VAC - 1600W
 Output: Height 5 Meter,
 Width 1 Meter
 Initial Heat-Up Time:
 9 minutes (approx.)
 Fluid Consumption Rate:
 300 ml/min (100 % output)
 Tank Capacity: 2.4 Liters
 Advanced LCD control panel

SIZE / WEIGHT

Length: 449 mm
 Width: 295 mm
 Vertical Height: 199 mm
 Weight: 15.5 kg

ACCESSORIES

(Sold Separately)
 W-1TRA Wireless Control
 Add On Kit
 FX-4

CONTROL / CONNECTIONS

4 Button Control Interface
 WDMX Wireless Solution
 3pin and 5 pin DMX Out
 Neutrik PowerCon

ELECTRICAL / THERMAL

AC 120V / 60Hz
 1600W Max Power
 Consumption

RECOMMENDED FLUID

FLC SERIES



OPTIONAL ACCESSORY

W-1TRA Wireless Control
 Add-On Kit



Z-800 II

SKU: Z-800 II



- 800-WATT HEATER
- ECO ADVANCED THERMAL CONTROL SYSTEM
- UNICORE TECHNOLOGY
- OUTPUT: 3,000 CU. FT/MIN
- TANK CAPACITY: 0.8 LITER
- FIRST HEAT-UP TIME : 100 SECONDS

FEATURES

Power: AC120V / 60Hz
 Heater: 800 W
 Output: 3,000 cu.ft / min
 First Heat-up Time: 100 Sec
 Tank Capacity: 0.8 liter
 Remote Included: Z-10 ON/OFF (Toggle Switch)
 Fluid Consumption Rate:
 60 min / 0.8 liter (100% Output)

CONTROL / CONNECTIONS

Z-10 ON/OFF
 WDMX Wireless Optional

SIZE / WEIGHT

Length: 315 mm
 Width: 128 mm
 Vertical Height: 166 mm
 Weight: 3.5 kg

ELECTRICAL / THERMAL

AC 120V / 60Hz
 800W Max Power
 Consumption

RECOMMENDED FLUID

FLG / FLR SERIES



Z-1000 II

SKU: Z-1000 II



- HEATER: 1,000 W
- OUTPUT: 10,000
- FIRST HEAT-UP TIME: 5.5 MIN
- TANK CAPACITY: 1.7 LITER
- FLUID CONSUMPTION RATE: 1 MIN / LITER (100% OUTPUT)
- REMOTE INCLUDED: Z-10 ON/OFF (TOGGLE SWITCH)

FEATURES

Power: AC120V / 60Hz
 Heater: 1,000 W
 Output: 10,000
 First Heat-up Time: 5.5 min
 Tank Capacity: 1.7 liter
 Fluid Consumption Rate:
 18 min / liter (100% Output)

CONTROL / CONNECTIONS

Z-10 ON/OFF
 WDMX Wireless Optional

SIZE / WEIGHT

Length: 433
 Width: 198
 Vertical Height: 151
 Weight: 6.6 Kg

ACCESSORIES

(Sold Separately)
 Z-40 Timer Remote
 Z-50 Wireless Remote

ELECTRICAL / THERMAL

Power: AC120V / 60Hz
 1000W Max Power
 Consumption

RECOMMENDED FLUID

FLG / FLR SERIES



Z-1020

SKU: Z-1020



- HEATER: 1,000 W
- OUTPUT: 10,000
- FIRST HEAT-UP TIME: 11 MIN
- TANK CAPACITY: 2.4 LITER
- FLUID CONSUMPTION RATE: 1 MIN / LITER (100% OUTPUT)
- REMOTE INCLUDED: Z-10 ON/OFF (TOGGLE SWITCH)

FEATURES

Power: AC120V / 60Hz
 Heater: 1,000 W
 Output: 10,000
 First Heat-up Time: 11 min
 Tank Capacity: 2.4 liter
 Fluid Consumption Rate:
 1 min / liter (100% Output)
 Remote Included:
 Z-10 ON/OFF (Toggle Switch)

CONTROL / CONNECTIONS

Z-10 ON/OFF
 WDMX Wireless Optional

SIZE / WEIGHT

Length: 370 mm
 Width: 295 mm
 Vertical Height: 135 mm
 Weight: 9.8 kg

ELECTRICAL / THERMAL

AC 120V / 60Hz
 1000W Max Power
 Consumption

RECOMMENDED FLUID

FLG / FLR SERIES



Z-1200 II

SKU: Z-1200 II



- HEATER: 1,200W
- OUTPUT: 18,000 CU.FT/MIN
- FIRST HEAT-UP TIME: 9 MIN.
- TANK CAPACITY: 2.5 LITERS
- FLUID CONSUMPTION RATE: 15 MIN/LITER (100% OUTPUT)
- REMOTE INCLUDED: Z-20 (LCD TIMER REMOTE)

FEATURES

Power: AC120 / 60Hz
 1200-W Heater
 ECO advanced thermal control system
 On board DMX
 Output: 18,000 cu.ft/min
 Tank Capacity: 2.5 Liter
 Fluid Consumption Rate: 15 Min. / Liter (100% output)
 Remote Included: Z-8 (Timer Remote)



CONTROL / CONNECTIONS

Z-8 Remote
 3pin DMX In/Out

SIZE / WEIGHT

Length: 458 mm
 Width: 243 mm
 Vertical Height: 177 mm
 Weight: 10.9 kg

ELECTRICAL / THERMAL


AC 120V / 60Hz
 3000W Max Consumption

RECOMMENDED FLUID

FLG/ FLR SERIES

Z-1500 II

SKU: Z-1500 II



- HEATER: 1,500W
- OUTPUT: 20,000 CU.FT/MIN
- FIRST HEAT-UP TIME: 8.5 MIN.
- TANK CAPACITY: 6 LITERS
- FLUID CONSUMPTION RATE: 9 MIN/LITER (100% OUTPUT)
- REMOTE INCLUDED: Z-20 (LCD TIMER REMOTE)

FEATURES

Power: AC120 / 60Hz
 1500-Watt Heater
 ECO II advanced thermal control system with remote temperature control
 Unicore technology
 DMX onboard with DMX channel display
 Output: 20,000 cu.ft/min
 Tank Capacity: 6 Liter
 Fluid Consumption Rate: 9 Min. / Liter (100% output)



CONTROL / CONNECTIONS

Z-20 (LCD Timer Remote)
 3pin and 5 pin DMX In/Out

SIZE / WEIGHT

Length: 688 mm
 Width: 285 mm
 Vertical Height: 188 mm
 Weight: 14 kg

ELECTRICAL / THERMAL

AC 120V / 60Hz
 1500W Max Power Consumption

RECOMMENDED FLUID

FLG/ FLR SERIES

Z-3000 II

SKU: Z-3000 II



- HEATER: 3,000W
- OUTPUT: 40,000 CU.FT/MIN
- FIRST HEAT-UP TIME: 12 MIN.
- TANK CAPACITY: 6 LITERS
- FLUID CONSUMPTION RATE: 5 MIN/LITER (100% OUTPUT)
- REMOTE INCLUDED: Z-20 (LCD TIMER REMOTE)

FEATURES

Power: AC240V 60Hz ONLY
 Heater: 3,000W
 Output: 40,000 cu.ft/min
 First Heat-Up Time: 12 min.
 Tank Capacity: 6 Liters
 Fluid Consumption Rate: 5 min/Liter (100% Output)
 Remote Included: Z-20 (LCD Timer Remote)



CONTROL / CONNECTIONS

Z-20 (LCD Timer Remote)
 3pin and 5 pin DMX In/Out

SIZE / WEIGHT

Length: 735 mm
 Width: 310 mm
 Vertical Height: 192 mm
 Weight: 19.9 kg

ELECTRICAL / THERMAL

AC 120V / 60Hz
 3000W Max Power Consumption

RECOMMENDED FLUID

FLG/ FLR SERIES

Z-1520 RGB

SKU: ANF201

Want to add colors to your fog effects? Not a problem with the Antari Z-1520 RGB™. 22 RGB bright LEDs enhance the fog output produced by the Antari Z-1520, the evolutionary successor of the well-known Z-1020. W-2 remote allows four colors to be assigned to the remote, have access to the entire color pallet when used in DMX mode. One machine can satisfy the desire for both spectacular fog and lighting effects at the same time. Water-based fluid only.

- LIGHT SOURCE : 22 X 3W LED (8R, 7G, 7B)
- COVERAGE VOLUME HEIGHT 5 METERS, WIDTH 1 METER
- DMX ONBOARD WITH DMX CHANNEL DISPLAY
- REMOTE INCLUDED: W-2 WIRELESS
- FLUID TANK CAPACITY 2.4 L
- FLC RECOMMENDED FLUID

FEATURES

Heater: 1,500 W
 Output: Height 5 Meter,
 Width 1 Meter
 First Heat-up Time: 5 min
 Tank Capacity: 2.4 liter
 Fluid Consumption Rate:
 25 ml/10 sec
 Light Source:
 22 x 3W LED (8R, 7G, 7B)
 Remote Included:
 W-2 Wireless Transmitter
 DMX On board

SOURCE

22 X 3W LED (8R, 7G, 7B)



CONTROL / CONNECTIONS

4 Button Control Interface
 WDMX Wireless Solution
 3pin and 5 pin DMX Out
 Neutrik PowerCon

SIZE / WEIGHT

Length: 418 mm
 Width: 295 mm
 Vertical Height: 210 mm
 Weight: 10.4 kg

ACCESSORIES

(Sold Separately)
 FX-4 Road Case

ELECTRICAL / THERMAL


AC 120V / 60Hz
 1550W Max Power
 Consumption

RECOMMENDED FLUID

FLC SERIES



INCLUDED ACCESSORY
 W-2 Wireless Remote



FT-50

SKU: AFT50



- DESIGN FOR FIRE BRIGADE TRAINING AND APPLICATIONS REQUIRE PORTABILITY.
- HANDLE-MOUNTED BUTTON FOR OPERATION
- ADJUSTABLE OUTPUT VOLUME
- COMPACT, LIGHT WEIGHT
- FLP-700 AEROSOL ONLY

FEATURES

Design for fire brigade training and applications require portability. Handle-mounted button for operation
Adjustable output volume
Compact, light weight
FLP-700 Aerosol Only
Heat-Up Time:
7.5 minutes (approx.)
Fluid Consumption: 100 ml/ min

RECOMMENDED FLUID

FLP-700 Aerosol Only



CONTROL / CONNECTIONS

Volume Control knob

SIZE / WEIGHT

Length: 346mm
Width: 152mm
Vertical Height: 251mm
Weight: 9.8 kg

ELECTRICAL / THERMAL

AC 120V / 60Hz
1,450W Max Power
Consumption

APPROVALS / RATINGS

CE

FT-100

SKU: AFT100



- TWO LARGE ROTARY KNOBS AND A BRIGHT LCD CONTROL PANEL ALLOW USERS TO SET AND CONTROL FOG OUTPUT, VOLUME, AND TIMER WITH EASE, EVEN WHEN WEARING HEAVY-DUTY GLOVES.
- OUTPUT: 20000 CU.FT / MIN
- TANK CAPACITY: 6 LITERS

FEATURES

Two rotary knobs & a LCD screen are equipped on FT-100. These allow users to set & control fog output volume and timer settings with ease, even when wearing heavy-duty gloves. A W-2 wireless remote controller included.
Output: 20,000 cu.ft / min
Initial Heat-Up Time: 10 mins
Fluid Consumption: 100 ml/ min
Tank Capacity: 6 liters

RECOMMENDED FLUID

FLP SERIES



CONTROL / CONNECTIONS

2 Rotary Knobs Control Interface
WDMX Wireless Solution
5 pin DMX Out
PowerCON

SIZE / WEIGHT

Length: 580mm
Width: 278.2mm
Vertical Height: 264.5mm
Weight: 14.2 kg

ELECTRICAL / THERMAL

AC 120V / 60Hz
1,500W Max
Power Consumption

APPROVALS / RATINGS

cETLus

FT-200

SKU: ANF225



- ADVANCED STEEL HEATER BLOCK
- 200% INCREASED OUTPUT OF FT-100
- IP33 RATED FOR USE IN WET LOCATIONS*
- SLEEK AND COMPACT CASE DESIGN WITH HD HANDLE
- MULTI-POSITION OPERATION - VERTICAL OR HORIZONTAL SMOKE GENERATION

SPECIFICATIONS

Output: 40,000 cu.ft / min
Initial heat-up time:
7.5 mins (approx)
Fluid consumption rate:
270 ml/ min (100% output)
Fluid tank capacity: 2.4 Liters
Operating time:
Max Output 8 mins
Approx coverage:
16.4 ft. (5m) Hx 3.3 ft. (1m) W

RECOMMENDED FLUID

FLP SERIES



CONTROL / CONNECTIONS

Volume, Timer Mode DMX512
Z-3 Optional Remote Control (not included)
Single DMX Channel
2 Rotary Push-In Dial Control Panel (Menu | Timer, On/Off | Volume)
powerCON TRUE1 In

SIZE / WEIGHT

Length: 301mm
Width: 194mm
Vertical Height: 414mm
Weight: 35.3 lbs. 16kg

ELECTRICAL / THERMAL

AC-120V 50/60Hz 13.5A
Max Power Con: 1,600W

APPROVALS / RATINGS

CE | IP33*
*IP Rating Only When Operated in Upright /Vertical Position

S-500

SKU: ANS500



- POWER CONSUMPTION : 1200W
- MAXIMUM FLOW RATE : 400 ML PER MINUTE
- FLUID TANK CAPACITY : 20 LITER
- CONTROLS : LCD PANEL, DMX INCLUDED
- SL-A SERIES - RECOMMENDED FLUID

FEATURES

Output: 400 ml / min
Tank Capacity: 5.2 gal (20 Liter)

CONTROL / CONNECTIONS

Wired Remote and Wireless DMX
(2) DMX Channel Modes (1 / 2)
3pin/5pin XLR In/Out
powerCON In

RECOMMENDED FLUID

SL-A SERIES



SIZE / WEIGHT

Length: 22.3" (592mm)
Width: 21.7" (551mm)
Vertical Height: 25.6"
(651mm)
Weight: 82 lbs. (37.2 kg)

ELECTRICAL

AC120V / 60Hz
1,200W Max Power
Consumption

INCLUDED ITEMS

PowerCON Cable
5.2 gallon (20 Liter) Fluid
Tank and Feed Tube
32.8 ft (10m) Air Hose
and Nozzle

S-500 XL

SKU: ANF515



- POWER CONSUMPTION : 1200W
- MAXIMUM FLOW RATE : 400 ML PER MINUTE
- FLUID TANK CAPACITY : 20 LITER
- INCLUDES: 65.6 FT (20M) AIR HOSE AND NOZZLE,
WIRELESS DMX CONTROL, SC-3 WIRED REMOTE, PM-1
- SL-A SERIES - RECOMMENDED FLUID

FEATURES

Output: 400 ml / min
Tank Capacity: 5.2 gal (20 Liter)

CONTROL / CONNECTIONS

Wired Remote and Wireless DMX
(2) DMX Channel Modes (1 / 2)
3pin/5pin XLR In/Out
powerCON In

RECOMMENDED FLUID

SL-A SERIES



SIZE / WEIGHT

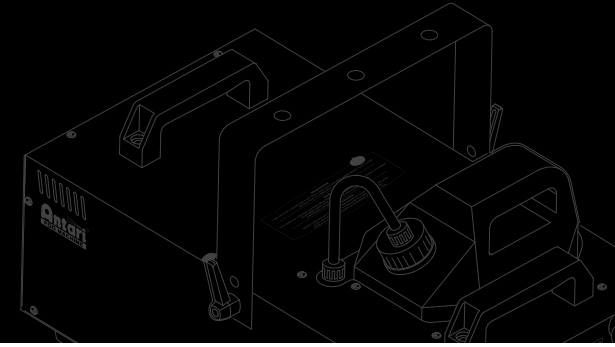
Length: 22.3" (592mm)
Width: 21.7" (551mm)
Vertical Height: 25.6"
(651mm)
Weight: 82 lbs. (37.2 kg)

ELECTRICAL

AC120V / 60Hz
1,200W Max Power
Consumption

INCLUDED ITEMS

PowerCON Cable
5.2 gallon (20 Liter) Fluid
Tank and Feed Tube
65.6 ft (20m) Air Hose
and Nozzle
Wireless DMX Control
S-3 Wired Remote Control
PM-1 Pan Motor



4-Button
Menu Control

WTR-20
(Sold Separately)



S-100X

SKU: ANF100




S-200X

SKU: ANF200



SW-250

SKU: SW-250



THE ANTARI S-100X™ NOW WITH A NEWLY-DEVELOPED PCB AND NEW ADVANCED PUMP. THE S-100X IS MORE RELIABLE AND GENERATES UP TO 50% MORE SNOW OUTPUT THAN ITS PREDECESSOR (S-100™). THE S-100X™ CAN SIMULATE BOTH A LITE SNOW AND A HEAVY EFFECT.

THE NEW ANTARI S-200X™ NOW WITH A NEWLY-DEVELOPED PCB, NEW ADVANCED PUMP, AND “QUIET” OPERATION. THE S-200X IS MORE RELIABLE AND GENERATE UP TO 50% MORE SNOW OUTPUT THAN ITS PREDECESSOR (S-200™). THE S-200X™ CAN CREATE BLIZZARD EFFECTS, MAKING IT GREAT FOR ENVIRONMENTS WHERE SILENCE IS REQUIRED.

ARE YOU LOOKING FOR A SNOW MACHINE WITH WIRELESS CONTROL? A SNOW MACHINE THAT CAN GENERATE A HIGHER VOLUME OF SNOW OUTPUT? THEN THE ANTARI SW-250 IS FOR YOU!

FEATURES

Power: AC120V 60Hz
 Power Consumption:
 770 W (Min Output),
 1000 W (Max Output)
 Output: 180 ml / min
 Tank Capacity: 5 liter
 Includes Hanging Bracket
 Remote Included:
 SC-2 Volume Remote

CONTROL / CONNECTIONS
 SC-2 Volume Remote
 On Board DMX
 3pin DMX In/Out

SIZE / WEIGHT
 Length: 505 mm
 Width: 276 mm
 Vertical Height: 280 mm
 Weight: 11 kg

ELECTRICAL / THERMAL
 AC 120V / 60Hz

RECOMMENDED FLUID
 SL-A SERIES



FEATURES

Power: AC120V 60Hz
 Power Consumption:
 770 W (Min Output),
 1000 W (Max Output)
 Output: 180 ml / min
 Tank Capacity: 5 liter
 Includes Hanging Bracket
 Remote Included:
 SC-2 Volume Remote

CONTROL / CONNECTIONS
 SC-2 Volume Remote
 On Board DMX
 3pin DMX In/Out

SIZE / WEIGHT
 Length: 505 mm
 Width: 276 mm
 Vertical Height: 280 mm
 Weight: 11 kg

ELECTRICAL / THERMAL
 AC 120V / 60Hz

RECOMMENDED FLUID
 SL-A SERIES



FEATURES

Power: AC120V 60Hz
 Power Consumption:
 600W (Min Output),
 1290 W (Max Output)
 Output : 250 ml / min
 Tank Capacity: 5 liter
 Fluid Consumption Rate:
 4 min / liter (100% Output)
 Remote Include: W-1 Wireless
 Transmitter

CONTROL / CONNECTIONS
 4 Button Control Interface
 WDMX Wireless Solution
 5 pin DMX In/Out

SIZE / WEIGHT
 Length: 544 mm
 Width: 276 mm
 Vertical Height: 228 mm
 Weight: 12.6 kg

ELECTRICAL / THERMAL
 AC 120V / 60Hz
 1290W Max Consumption

RECOMMENDED FLUID
 SL-A SERIES



AF-3

SKU: ANF167



- CONTROL OPTION: DMX ONBOARD, ROTARY KNOB
- MAXIMUM AIRFLOW: 1020M3/HR, 600CFM
- FAN SPEED: 750~2800 RPM
- ADJUSTABLE WIND ANGLE
- ON-BOARD DMX AND ROTARY KNOB
- WDMX WIRELESS AVAILABLE

FEATURES

Power: AC120V / 60Hz
Control Option: On-board DMX and Rotary Knob
Maximum airflow: 1020m3/hr, 600CFM
Fan speed: 750~2800 rpm
WDMX Wireless Available

CONTROL / CONNECTIONS

WDMX Wireless Optional
On-board DMX and Rotary Knob
1 Channel (0-100% volume level)
2 Channel (0-100% volume level, On/Off)
3pin DMX In/Out
Neutrik PowerCon

SIZE / WEIGHT

Width: 332.9 mm
Vertical Height: 370
Weight: 6.3 Kg

ACCESSORIES

(Sold Separately)
W-1 Wireless Transmitter
Z-3 Remote

ELECTRICAL / THERMAL

Power: AC120V / 60Hz
100W Max Power
Consumption

AF-4

SKU: TBA



- EFFECTIVE DISTANCE UP TO 20M
- LOW NOISE LEVEL
- ONBOARD DMX
- ADJUSTABLE WIND VOLUME FROM 20~100%
- MANUAL, TIMER AND WIRELESS CONTROL

FEATURES

Effective distance up to 20M
Low noise level
Onboard DMX
Adjustable wind volume from 20~100%
Manual, Timer and Wireless control
Maximum airflow: 1035 CFM
Maximum fan speed: 1242 ~ 1480 rpm

CONTROL / CONNECTIONS

Manual, Timer, DMX, Wireless
1 Channel
WTR-10 Wireless Remote
Z-3 Cable Remote (Optional)

SIZE / WEIGHT

Length: 349.5 mm
Width: 381 mm
Vertical Height: 513.3 mm
Weight: 8.9 Kg

ELECTRICAL / THERMAL

Power: AC120V / 60Hz
100W Max Power
Consumption

AF-5

SKU: AF-5H



- 3 SPEED FAN
- DMX CONTROLLABLE WITH 3PIN DMX IN/OUT
- ADJUSTABLE WIND ANGLE: HORIZONTAL 45 DEGREE AND VERTICAL 90 DEGREE
- WIRELESS REMOTE INCLUDED
- ADJUSTABLE HANGING / FLOOR BRACKET INCLUDED

FEATURES

Power: AC120V / 60Hz
Horsepower: 1 HP
Dimension of Vent (mm): 454 x 153
Material of Housing: Plastic (Polypropylene)
3 sections fan speed
Maximum airflow: 52.16 m3/min
Maximum fan speed: 1415 rpm

CONTROL / CONNECTIONS

WDMX Wireless Solution
On-board DMX
3 sections fan speed
3pin DMX In/Out

SIZE / WEIGHT

Length: 530 mm
Width: 470 mm
Vertical Height: 490 mm
Weight: 17.5 Kg

ELECTRICAL / THERMAL

Power: AC120V / 60Hz
1700W Max Power
Consumption

B-100XT

SKU: B-100XT



- DOUBLE BUBBLE WHEELS
- GENERATES A CONTINUOUS TORRENT OF BUBBLES
- INCLUDED REMOTE: BCT-1 (TIMER)
- SIMPLE OPERATION, EASY REFILLING AND THE INCLUDED HANGING BRACKET MAKE THE B-100 VERY USER-FRIENDLY

FEATURES

Power Consumption: 25W
 Tank Capacity: 1 Liter
 Fluid Consumption Rate: 2 hr / liter
 Included Remote: BCT-1 (Timer)
 Optional Remote for B-100X Only:
 Z-10 ON/OFF Remote, BCT-1 Timer
 Remote, BCR-1 Wireless Remote
 X-BUBBLE SERIES

CONTROL / CONNECTIONS

BCT-1 (Timer)



SIZE / WEIGHT

Length: 341 mm
 Width: 170 mm
 Vertical Height: 172 mm
 Weight: 4.2 kg

ACCESSORIES

(Sold Separately)
 Z-10 ON/OFF Remote
 BCT-1 Timer Remote
 BCR-1 Wireless Remote

ELECTRICAL / THERMAL

AC 120V / 60Hz

RECOMMENDED FLUID

BL-4

B-200T

SKU: B-200T



- 4 DOUBLE BUBBLE WHEELS
- GENERATES A CONTINUOUS TORRENT OF BUBBLES
- 3 FANS SET AT THE BACK OF THE UNIT SPREAD THE BUBBLE FAR APART
- DESIGNED FOR LIGHTING DESIGNERS, LARGE CLUBS AND THEATRICAL PRODUCTION.

FEATURES

Generates a continuous torrent of bubbles 3 fans set at the back of the unit spread the bubble far apart. Designed for lighting designers, large clubs, and theatrical production.
 DMX Operation
 Timer Remote Included
 Power: AC120V / 60Hz
 Power Consumption: 100W



SIZE / WEIGHT

Length: 421 mm
 Width: 250 mm
 Vertical Height: 212.5 mm
 Weight: 11 kg

CONTROL / CONNECTIONS

Timer Remote Included

ELECTRICAL / THERMAL

AC 120V / 60Hz

RECOMMENDED FLUID

BL-4

W-101

SKU: ANF473



- JUST PLUG IN, FILL UP AND THE UNIT INSTANTLY PRODUCES BUBBLES.
- GENERATES A CONTINUOUS TORRENT OF BUBBLES
- INCLUDED REMOTE: W-1 WIRELESS REMOTE
- TANK CAPACITY : 1 LITER
- FLUID CONSUMPTION RATE : 2 HR / LITER

FEATURES

Power: AC120V / 60Hz
 Power Consumption: 25 W
 Tank Capacity: 1 liter
 Consumption Rate: 2 hr / liter
 *Wireless range is up to 50M (meters)
 **Wireless distance may vary depending on the interference
 Remote Included:
 W-1 Wireless Remote



CONTROL / CONNECTIONS

WDMX Wireless Solution

SIZE / WEIGHT

Length: 340 mm
 Width: 170 mm
 Vertical Height: 172 mm
 Weight: 4.8 kg

ELECTRICAL / THERMAL

AC 120V / 60Hz

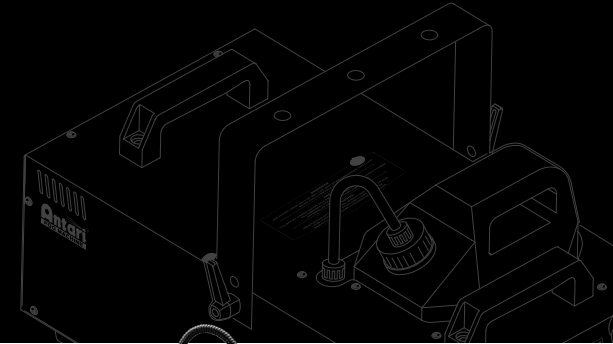
RECOMMENDED FLUID

BL-4

ICE 101

SKU: ICE

The ICE 101™ low-lying fog machine is a revolutionary machine which was the first of its kind. It produces the ever popular, low lying "heavy" smoke effect of a dry ice machine, without the inconvenience of dry ice or the potential health hazards caused by dry ices heavily CO2 laden smoke. Place up to 10 kg of ice into the ice chamber to cool the smoke produced by the 1000W smoke machine contained in this unit. 10 kg of ice placed in the ice chamber can last up to 8 hours or up to 60 minutes with constant use. Full DMX on board means 100% control along with an output for separate units, and the timer remote puts that control in the palm of your hands.



- WATER BASED 1000 WATT, 10,000 CFM LOW LYING FOG MACHINE
- FULL DMX ON-BOARD
- ENVIRONMENTALLY FRIENDLY
- TANK CAPACITY: 2.5 LITER
- REMOTE INCLUDED: Z-8 TIMER REMOTE WITH INTERVAL, DURATION AND VOLUME
- AUTOMATIC WATER DRAIN SYSTEM

FEATURES

1000W 10,000 CFM low lying fog machine
 Full DMX on-board
 Automatic water drain system
 Heater: 1,000 W
 Output: 40m2 / min
 First Heat-up Time: 4.5 min
 Tank Capacity: 2.5 liter
 Fluid Consumption Rate:
 40 min / liter
 Remote Included:
 Z-8 Timer Remote
 Weight: 24.4 Kg
 Dimensions (mm):
 L 660 W 355 H 359
 DMX: On board

CONTROL / CONNECTIONS

DMX : On board
 Z-8 Timer Remote

SIZE / WEIGHT

Length: 660 mm
 Width: 355 mm
 Vertical Height: 359 mm
 Weight: 24.4 kg

ACCESSORIES


(Sold Separately)
 LCU-1S

ELECTRICAL / THERMAL

AC 120V / 60Hz

RECOMMENDED FLUID

FLC SERIES



INCLUDED ACCESSORY

Z-8 Wired Remote



DNG 200

SKU: DNG 200

The DNG-200 Low Fog Generator is the complete ground fog effect solution from a fully self-contained unit with wheels and handles to handle the rigors of touring applications. With today's rising demand & awareness for environmental and health concern, the effects produced is virtually indistinguishable from that is created by dry ice. Distinctively from other products currently on the market, it creates low fog straight from machine's nozzle. This makes it far more efficient and convenient without any hassles of CO2 installations and other attachments. It is operator-friendly as there are no external controls to the machine.

- NO CO2 IS USED. IT'S COMPLETELY SAFE AND ENVIRONMENT-FRIENDLY.
- POWERFUL COMPRESSOR OFFERS CONTINUOUS LOW FOG OUTPUT.
- EFFICIENT HEAT EXCHANGER GIVES CAPABILITY TO GENERATE MASSIVE OUTPUT
- STRONG WHEELS AND OPTIONAL FLIGHT CASE ALLOW THE UNIT TO BE MOVED WITH EASE AND IDEAL FOR TOURS.
- REMOTE INCLUDED : D-20 CONTROL MODULE

SPECIFICATION

Power Consumption (Compressor): 750W
 Initial Start-up Current (Compressor): 4000W
 Heater: 120V/1500W
 Output: 40,000 cu.ft / min
 First Heat-Up Time: 12 min
 Tank Capacity: 10 liters
 Fluid Consumption Rate: 9 min/ liter (100% output)
 Remote Included: D-20 (LCD Timer Panel Controller; 2 Meters)
 Accessory Included: 3M Fog Conducting Hose

CONTROL / CONNECTIONS

D-20 Timer Remote
 3pin and 5 pin DMX In/Out
 Neutrik PowerCon



RECOMMENDED FLUID

FLC SERIES

SIZE / WEIGHT

Length: 780 mm
 Width: 608 mm
 Vertical Height: 715 mm
 Weight: 120 kg

ACCESSORIES (Sold Separately)

FT-10 - 3M Conducting Hose
 FTA-200 - Dual Output Hose Adapter

ELECTRICAL / THERMAL

2x AC: 120V / 60Hz
 1500W Max Power Consumption



- FDNG-200
- Dimensions: 865 x 695 x 1020mm
 - Weight: 46.5 kg.
 - Compatible with: DNG-200



FTA-200

FTA-11

FTA-11-Fog conducting hose adapter for DNG-100. The hose adapter can split low fog output into two.

FTA-200-Fog conducting hose adapter for DNG-200. The hoses adapter can be installed on it and this can split low fog output into two.

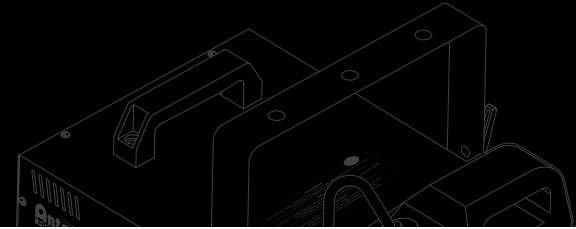
INCLUDED ACCESSORY

D-20 Wired Remote



REMOTE SERIES

OPTIONAL / REPLACEMENT REMOTES



- BCR-1**
- Wireless Remote
 - Signal: up to 50 M
 - Connector: 1/4 Stereo
 - Function: Wireless On/Off
 - Compatible with: B-100X, B-200



- MCR-1**
- Wireless Remote
 - Signal: up to 50 M
 - Connector: 4 Pin S terminal
 - Function: Wireless on/off
 - Compatible with: M-1



- W-1**
- Wireless, up to 50M
 - Wireless ON/OFF
 - Function: Timer with internal, duration and volume
 - Compatible with all Antari W series



- Z-20**
- Cable Length: 25 ft.
 - Connector: 5 Pin XLR
 - Function: Timer with internal, duration and volume



- BCT-1**
- Timer Remote
 - Cable Length: 25 ft.
 - Connector: 1/4 Stereo
 - Function: Timer w/ interval & duration
 - Compatible with: B-100X, B-200



- M-21**
- Cable Length: 2M
 - Connector: 5 Pin XLR
 - Function: Timer with duration & volume; set DMX continuous; ON/OFF
 - Compatible with: M-5, M-8 & M-10



- W-2**
- Wireless, up to 50M
 - Function: Wireless on/off
 - Compatible with: Z-1520, M-7 RGBA, FT-100



- Z-30 PRO**
- Wireless Remote
 - Range: up to 50 M
 - Connector: 5 Pin XLR
 - RF Address: 0~8
 - Compatible with: Z-1500II, Z-3000II



- D-20**
- Cable Length: 2 M
 - Connector: 5 Pin XLR
 - Function: Timer w/ interval & duration & volume; set DMX address; continuous fogging; manual on/off



- M-31 PRO**
- Wireless Remote
 - Cable Length: 2 M
 - Range: up to 50 M
 - Connector: 5 Pin XLR
 - R.F. Address: 0-8
 - Compatible: M-5, 8, 10



- Z-8**
- Cable Length: 25 ft.
 - Connector: 4 Pin XLR
 - Function: Timer with internal, duration & volume; fogging
 - Compatible with: LCU-1, Z-1200II, ICE-101



- Z-40**
- Cable Length: 25 ft.
 - Connector: 1/4 Stereo
 - Function: Timer with internal & duration; manual on/off
 - Compatible with: Z-800II, Z-1000II / 1020



- HC-1**
- Timer Remote
 - Cable Length: 25 ft.
 - Connector: 1/4 Stereo
 - Function: Timer w/ interval & duration; manual on/off



- SC-2**
- Cable Length: 25 ft.
 - Connector: 4 Pin XLR
 - Function: on/off and volume
 - Compatible with: S-100II, S-200



- Z-9**
- Wireless Remote
 - Range: up to 50 M
 - Connector: 4 Pin XLR
 - Function: Wireless on/off
 - Compatible with: Z-1200II, LCU-1



- Z-50**
- Wireless Remote
 - Range: up to 50 M
 - Connector: 1/4 Stereo
 - Function: Wireless on/off
 - Compatible with: z-800II, Z-1000II, Z-1020



- HCR-1**
- Wireless Remote
 - Signal: up to 50 M
 - Connector: 1/4 Stereo
 - Function: Wireless on/off
 - Compatible with: HZ-100, HZ-300/400



- SC-3**
- Cable Length: TBA
 - Connector: 4 Pin XLR
 - Function: on/off, volume, max blower
 - Compatible with: S-500, S-500XL



- Z-10**
- Cable Length: 25 ft.
 - Connector: 1/4 Stereo
 - Function: fogging on/off
 - Compatible with: Z-800II, Z-1000II, Z-1020, B-100X, B-200

ACCESSORIES SERIES

CASES / ADAPTERS/ LIQUIDS



HEAVY DUTY ROAD CASES



FZ-350

- Dimensions (mm): L432 x W235 x H470
- Weight: 8.6 Kg (Empty)
- Compatible With: Z-350



FX-5

- Dimensions (mm): L844 x W453 x H378
- Weight: 12.3 Kg
- Compatible With: M-5/8/10, W-515D & W-530D



FX-4

- Dimensions (LxWxH): 495 x 418 x 500mm
- Weight: 12.3 kg
- Compatible With: Z-1020/1520, W-715 & Z-350



FDNG-200

- Dimensions (LxWxH): 865 x 695 x 1020 mm
- Weight: 46.5 kg
- Compatible with: DNG-200

FOG ADAPTERS



- FTA-1:** Adaptor for connecting fog conducting hose FT-10 to foggers X-510, X-515, X-530, M-5 & M-10
- FTA-2:** The same function as thxae FTA-1. Designed for Z-1000II, Z-1200II
- FTA-3:** The same function as the FTA-1. Designed for the Z-1500II & Z-3000II

REMOTE CONTROL EXTENSIONS



- EXT-1:** 25 ft. 1/4" Stereo remote extension for Z-10, Z-40 BCT-1, HC-1
- EXT-2:** 25 ft. 5-Pin XLR Remote extension cable for X-20II, Z-6, Z-20
- EXT-3:** 25 ft. 3-Pin XLR Connector
- EXT-4:** 25 ft. 5-Pin D in extension cable for Z-300II
- EXT-5:** 25 ft. 5-Pin D in extension cable for Z-300II
- EXT-6:** 25 ft. 4-Pin XLR Remote extension cable for Z-8, SC-2

FOG CONDUCTING ADAPTERS



- FT-10:** With this optional hose, fog can be extended anywhere with in 10m of the DNG-100.
- FTA-11:** Fog conducting hose adapter for DNG-100. The hose adapter can split low fog output into two.
- FTA-200:** Fog conducting hose adapter for DNG-200. The hoses adapter can be installed on it and this can split low fog output into two.

HANGING BRACKETS



- HB-10:** Bracket and Drip Tray for X-510 PRO and X-515 PRO
- M5-HB:** Hanging Bracket for M-5 and M-8 Series
- W510-HB:** Hanging Bracket for W-510
- W515-HB:** Hanging Bracket for W-515 & W-530

LIQUIDS

C-300

Antari C-300 is a cleaning solution that you can use to clean and maintain Antari fog and snow machines. Using it properly and regularly can give you the best performance and the longest lifetime of products.

FLC-4 / FLC-20 / FLC-200

Specially designed for W-715 Fog Jet, the Z-1520 RGB and any other fog machine where an extremely fast dissipating fog is necessary.

FLG-4 / FLG-20 / FLG-200

Antari Fog liquids are optimized for use with all Antari fog machines and are suitable for use in most other brands where a premium fluid is desired.

FLM-05

The FLM-05 is the Fog liquid especially tailored for M-1 Fogger, with best quality no artificial colors are added and can generate the best, pure, and clean fog when goes with the M-1 model! It is 500ml per bottle.

FLP

Antari FLP-6 Fog Liquid is specifically made for use in the Antari FT-100 and FT-200 Fire Training fog machines, which produces a highly density fog ideal for use in poor ventilation environments such as fire drill or rescue training. Manufactured with refined water from palm trees, the FLP-6 Fog Fluid is 100% natural, contains absolutely no impurities, and is eco-friendly and safe for human contact.

FLR-4 / FLR-20 / FLR-200

Antari FLR Fog Fluid (red formula) is specially formulated for all Antari® Low Lying Fog Machines and Standard water based fog machines when a quick dissipating fog is desired.

FLY-4 / FLY-20

Antari FLY Fog Fluid (Yellow formula) is specially formulated for all water based Antari® Fog Machines and most other fog machines when a super-heavy, super-long lasting fog is desired.

HZL-1 / HZL-5 / HZL-200

HZL™ is a specially composed non-toxic oil based hazer liquid, which produces a pure, translucent haze with an extremely long hang time and low moisture content.

HZL-5W

The new version HZL-5W™ is a water based hazer liquid, which is much drier than the oil based version and produces a much finer, fuller haze.

SL-5A/ SL-20A / SL-200A

Antari Premium Snow Fluid for all Snow Machines. Produces fast-dissipating "snowflakes" without leaving any residue behind.

SL-5UV / SL-20UV / SL-200V (Premium UV Snow Fluid)

Antari Premium UV Snow Fluid for all Snow Machines. Produces fast-dissipating "snowflakes" without leaving any residue behind.

BL-5

Water based bubble fluid for B100, B-100X, and B-200 bubble machines.



SIGN UP
for the latest
Elation news
& product info.



<http://www.elationlighting.com/eNews.aspx>

Elation Lighting Inc
Elation Lighting - HQ
6122 S Eastern Avenue
Los Angeles, CA 90040, USA

Elation Lighting - Miami
13185 Nw 47th Ave
Opa Locka, FL 33054, USA

Elation Lighting - Mexico
AV Santa Ana 30, Parque Industrial
Lerma, Mexico 52000

Elation Professional B.V. - Europe
Junostraat 2, 6468 EW Kerkrade
The Netherlands



CREATE THE VISION DELIVER THE EXPERIENCE

9 / 2017